BOARD OF DIRECTORS MEETING | Agenda

THURSDAY, OCTOBER 26, 2023
CLOSED SESSION – 9:00 AM • OPEN SESSION – 10:00 AM
BELLO VITA EVENT VENUE 4211 W. GOSHEN AVE., VISALIA, CA 93291

At the discretion of the Board of Directors, all items appearing on this agenda, whether or not expressly listed for action, may be subject to action by the Board. The order of agenda items is subject to change.

Below is the meeting link for members of the public that would like to access the open session of the Board meeting remotely via Teams at 10:00 a.m.

Join on your computer, mobile or room device
Click here to join the meeting

Meeting ID: 279 079 476 831
Passcode: xJaNvd

CALL TO ORDER/ROLL CALL – (ERICKSON)

APPROVAL OF THE AGENDA – (ERICKSON)

PUBLIC COMMENT ON CLOSED SESSION ITEMS – (DAVIS)

ADJOURN TO CLOSED SESSION

1. CLOSED SESSION

A. CONFERENCE WITH LEGAL COUNSEL – EXISTING LITIGATION
(Government Code section 54956.9(d)(1))
1. *NRDC v. Rogers*, U.S. District Court, Eastern District of California (Sacramento Division), Case No. 88-CV-1658-JAM-GGH.
2. *California Natural Resources Agency v. Raimondo*, United States District Court for the Eastern District of California, Case No. 1:20-CV-00426-DAD-EPG.
3. *CDWR Water Operations Cases, Sacramento County Superior Court, Case No. JCCP 5117. (*Formerly *Tehama Colusa Canal Authority v. California Dept. of Water Resources)*

B. CONFERENCE WITH LEGAL COUNSEL - ANTICIPATED LITIGATION
(Government Code section 54956.9(d)(2))
Significant Exposure to Litigation: Four potential matters.

C. CONFERENCE WITH LEGAL COUNSEL- INITIATION OF LITIGATION
(Government Code section 54956.9(d)(4))
Initiation of Litigation: Two potential cases.

D. CONFERENCE WITH REAL PROPERTY NEGOTIATORS
(Government Code section 54956.8)
Property: Friant-Kern Canal facilities and right-of-way
Agency negotiator: CEO, COO, CFO, General Counsel
Negotiating parties: United States (Bureau of Reclamation)
Under negotiation: Middle Reach Capacity Correction Project Cost Share Agreement (price and terms of payment)

E. PUBLIC EMPLOYEE PERFORMANCE EVALUATION
(Government Code section 54957)
Title: CEO

RECONVENE INTO OPEN SESSION (10:00 AM) (ANNOUNCE ANY REPORTABLE CLOSED SESSION ACTION.) - (ERICKSON)

PUBLIC COMMENT / PUBLIC PRESENTATIONS – (ERICKSON)

Public comment is welcome at this time on any matter within the jurisdiction of the Board that is not on the agenda. Under the State's open meeting law - the Brown Act - no action may be taken on any item not on the agenda. Public comment on items on the agenda will be allowed at the time the Board considers the item.

2. CONSENT CALENDAR – (5 MINUTES)

The following routine matters will be acted upon by one vote, unless a Board Member requests separate consideration of the item.

A. Approval of the Minutes – Board of Directors Meeting of September 28, 2023. (Erickson)
B. Ratify October 2023 Bills and Accept the Financial Reports for September 2023. (Orvis)
C. Reverse-Flow Pump-Back Project Consultants – Approve Contract Modifications with Stantec Consulting Services Inc. and CDM Smith for Engineering and Environmental Services. (Buck-Macleod)

3. ACTION ITEMS (20 MINUTES)

A. First Quarter, Fiscal Year 2024 Call-for-Funds - General Membership. (Orvis)
B. Fourth Amendment to Conveyance Agreement with Patterson Irrigation District for Restoration Flows and First Amendment to Repayment Agreement for Recapture of Restoration Flows with Friant Contractors. (Buck-Macleod/Davis)

4. GENERAL UPDATES & REPORTS (70 MINUTES)

A. FKC Middle Reach Capacity Correction Project Update - Construction Progress Report and Financial Summary. (Stantec - Atkinson/Amaral/Davis/Orvis/Phillips) (10 minutes)
B. Water Operations Update. (Buck-Macleod) (15 minutes)
C. Friant Operations – Reservoir Inflow Prorate Update. (Buck-Macleod) (10 minutes)
D. External Affairs Activities. (Villines/Amaral) (10 minutes)
E. O&M Report. (Hickernell) (5 minutes)
F. San Joaquin Valley Blueprint Update. (Ewell) (5 minutes)

G. San Luis & Delta-Mendota Water Authority Update. (Phillips/Orvis) (5 minutes)
H. CEO Report. (Phillips) (10 minutes)

ADJOURNMENT

PUBLIC PARTICIPATION INFORMATION

Agenda reports and other disclosable public records related to each Open Session agenda item are available on FWA's website under "Calendar" at Friantwater.org and at FWA's main office, 854 N. Harvard Ave., Lindsay, CA 93247, during regular business hours. Under the Americans with Disabilities Act, if you require a disability-related modification or accommodation to participate in this meeting, including auxiliary aids or services, please contact Vivian Felipe at 559-562-6305 or vfelipe@friantwater.org at least 48 hours prior to the meeting.

BOARD OF DIRECTORS MEETING | Minutes

THURSDAY, SEPTEMBER 28, 2023
CLOSED SESSION – 8:30 A.M. /OPEN SESSION – 10:30 A.M.
BELLO VITA 4211 W. GOSHEN AVENUE, VISALIA, CA 93291

CALL TO ORDER/ROLL CALL

Chairman Jim Erickson called to order the noticed meeting of the Board of Directors of the Friant Water Authority at 8:33 a.m.

ATTENDANCE:

Directors Present:

Edwin Camp	Arvin-Edison W.S.D. (AEWSD)
Brock Buche	City of Fresno (CofF)
Heath Wooten	Delano Earlimart Irrigation District (DEID)
George Porter	Fresno I.D. (FID)
Chris Tantau	Kaweah Delta W.C.D. (KDWCD)
Kent Stephens	Kern-Tulare W.D. (KTWD)
Michael Brownfield	Lindmore I.D. (LID)
Cliff Loeffler	Lindsay-Strathmore I.D. (LSID)
Josh Pitigliano	Lower-Tule River I.D. (LTRID)
Jim Erickson	Madera I.D. (MID)
Arlen Miller	Orange Cove I.D. (OCID)
Eric Borba	Porterville I.D. (PID)
Steven G. Kisling	Saucelito I.D. (SID)
Craig Fulwyler	Shafter Wasco Irrigation District (SWID)
Matthew Leider	Teapot Dome W.D. (TPWD)
Rick Borges	Tulare I.D. (TID)

Associate Members:

None.

Directors Absent:

Roger Schuh	Chowchilla W.D. (CWD)
Bill DeGroot	Pixley Irrigation District (PIXID)
Geoff Galloway	Terra Bella I.D. (TBID)

Associate Members Absent:

Keith Cosart	Exeter Irrigation District (EID)
Loren Booth	Hills Valley I.D. (HVID) (Remote)
Doug Phillips	Ivanhoe Irrigation District (IID)
John Werner	Stone Corral I.D. (SCID)

APPROVAL OF THE AGENDA

The Board approved the agenda as presented.

M/S/C – Motion by Director Borges, seconded by Director Buche, to approve the agenda as presented. The motion carried. (Roll Call Vote: Ayes – AESWD, CofF, DEID, FID, KDWCD, KTWD, LID, LSID, LTRID, MID, OCID, PID, SID, SWID, TPWD, TID; Nays – 0; Absent – CWD, PIXID, and TBID)

PUBLIC COMMENT ON CLOSED SESSION ITEMS

None.

ADJOURN TO CLOSED SESSION (DAVIS)

1. CLOSED SESSION

A. CONFERENCE WITH LEGAL COUNSEL – EXISTING LITIGATION
(Government Code section 54956.9(d)(1))

1. *NRDC v. Rogers*, U.S. District Court, Eastern District of California (Sacramento Division), Case No. 88-CV-1658-JAM-GGH.

2. *California Natural Resources Agency v. Raimondo*, United States District Court for the Eastern District of California, Case No. 1:20-CV-00426-DAD-EPG

3. *CDWR Water Operations Cases, Sacramento County Superior Court, Case No. JCCP 5117 (*Formerly *Tehama Colusa Canal Authority v. California Dept. of Water Resources)*

B. CONFERENCE WITH LEGAL COUNSEL - ANTICIPATED LITIGATION
(Government Code section 54956.9(d)(2))
Significant Exposure to Litigation: Four potential matters.

C. CONFERENCE WITH LEGAL COUNSEL-INITIATION OF LITIGATION
(Government Code section 54956.9(d)(4))
Initiation of Litigation: Two potential cases.

D. CONFERENCE WITH REAL PROPERTY NEGOTIATORS
(Government Code section 54956.8)
Property: Friant-Kern Canal facilities and right-of-way
Agency negotiator: CEO, COO, CFO, General Counsel
Negotiating parties: United States (Bureau of Reclamation)
Under negotiation: Middle Reach Capacity Correction Project Cost Share Agreement (price and terms of payment)

RECONVENE INTO OPEN SESSION

(10:30 a.m.) – General Counsel Davis stated there was nothing to report from closed session.

PUBLIC COMMENT / PUBLIC PRESENTATIONS

Chairman Loeffler provided the meeting with an invocation at its closing. There was no public comment.

2. CONSENT CALENDAR

A. Approval of the Minutes – Board of Directors Meeting of August 31, 2023. (Erickson)

B. Ratify September 2023 Bills and Accept the Financial Reports for August 2023. (Orvis)

M/S/C – Motion by Director Porter, seconded by Director Buche, to approve the consent calendar as presented. The motion carried. (Roll Call Vote: Ayes – AESWD, CofF, DEID, FID, KDWCD, KTWD, LID, LSID, LTRID, MID, OCID, PID, SID, SWID, TPWD, TID; Nays – 0; Absent – CWD, PIXID, and TBID)

3. ACTION ITEMS

A. Final Approval of the Proposed FY 2024 OM&R Budget. (Orvis/Amaral/Hickernell) CFO Orvis reviewed the proposed 2024 OM&R Budget and provided background information on certain items.

M/S/C – Motion by Director Loeffler, seconded by Director Borba, to approve the 2024 OM&R budget as presented. The motion carried. (Roll Call Vote: Ayes – AESWD, CofF, DEID, FID, KDWCD, KTWD, LID, LSID, LTRID, MID, OCID, PID, SID, SWID, TPWD, TID; Nays – 0; Absent – CWD, PIXID, and TBID)

B. Proposed Employee Cost-of-Living Adjustment (COLA) for Fiscal Year 2024. (Amaral/Felipe/Orvis) COO Amaral and Administrative Officer Felipe reviewed the inflation data and adjustments made by other comparable agencies as provided in the agenda report.

M/S/C – Motion by Director Borba, seconded by Director Wooten, to approve the COLA as presented. The motion carried. (Roll Call Vote: Ayes – AESWD, CofF, DEID, FID, KDWCD, KTWD, LID, LSID, LTRID, MID, OCID, PID, SID, SWID, TPWD, TID; Nays – 0; Absent – CWD, PIXID, and TBID)

4. GENERAL UPDATES & REPORTS (65 MINUTES)

A. FKC Middle Reach Capacity Correction Project Update - Construction Progress Report and Financial Summary – Stantec's Janet Atkinson provided a project update. It was reported that the turnout work was conducted at SID-S4, Terra Bella ID, Deer Creek Wasteway, and DEID-68 turnouts. As of the end of August (based on cost) approximately 79.2 percent of the original contract amount of work has been performed, and the elapsed time was approximately 64.7 percent of the total contract time. There were four change orders this month for a total amount of $241,592.

B. Water Operations Update. – WRM Buck-Macleod covered water operations as outlined in the agenda report. It was reported that August and September temperatures have generally been near average, with many areas in the Central/Southern Sierras and the southern half of the State seeing record (for this time of year) precipitation from the remnants of Hurricane Hilary and thunderstorm activity in the upper watershed. Friant uncontrolled season ended on July 29th with a residual allocation for Class 2 set at 15%. Reclamation provided updated CVP operations forecasts at the end of August which continued to show high carryover into next year. WRM Buck-Macleod stated that flood control operations would likely begin in December, and that at this time, a call on Friant water supplies to meet the Exchange Contract appeared to be remote.

C. External Affairs Activities– COO/CEA Amaral provided the report on external affairs. In State affairs, this year saw a significant level of attention from the Legislature on water rights, including bills seeking to fundamentally change the way California's water rights system is administered and enforced. It took a large coalition, of which FWA played an active role, of more than 100 organizations, including the water community and agricultural, business, labor, and other interests in opposing AB 460 (Bauer-Kahan), AB 1337 (Wicks) and SB 389 (Allen). The coalition lobbied extensively throughout the year in opposition to the bills. In Federal affairs, it was reported that the House and Senate come back on Tuesday this week to consider FY 2024 spending bills, but neither chamber has a plan to avert a partial government shutdown. While the House GOP caucus leaders met over the weekend, they have not yet found consensus on a path forward. The Senate has a plan to pass a temporary continuing resolution (CR) to keep the government open after September 30, but has not released any details.

D. O&M Report– General Superintendent Hickernell provided an update on some of the work being done in preparation for dewatering. There are several canal liner panels that need to be worked on due to their collapse caused by the severe weather earlier this year.

E. San Joaquin Valley Blueprint Update – Austin Ewell provided the agenda report on San Joaquin Valley Blueprint activities including the concentrated efforts of Blueprint's strategic priorities for 2022-2025: Advocacy, Groundwater Quality and Disadvantaged Communities, Land Use Changes & Environmental Planning, Outreach & Communications, SGMA, Implementation, Water Supply Goals, Governance, and Operations & Finance.

F. San Luis & Delta-Mendota Water Authority Update – CFO Orvis provided the agenda report on current activities of SLDMWA.

G. CEO Report – CEO Phillips provided an update on the on the Delta Water Quality Control Plan, and the efforts by FWA to avoid changes in San Joaquin River flows through participation in the negotiation of Voluntary Agreements. Appreciation was given to all those early RSVPs to the offsite which is expected to have record participation this year.

ADJOURNMENT

The meeting adjourned at 11:50 a.m.

Jason R. Phillips, Chief Executive Officer
Friant Water Authority

Vivian Garcia, Recording Secretary
Friant Water Authority

OTHERS IN ATTENDANCE:

Aaron Fukuda	Tulare I.D.
Alan Doud	Young Wooldridge
Alex Peltzer	Counsel Various Districts
Allison Tristao	Western United Dairies
Austin Ewell	California Blueprint
Bill Luce	Luce Consulting
Bill Stretch	Fresno I.D.
Brandon Tomlinson	Chowchilla W.D.
Brian Thomas	FWA Consultant
Chris Hunter	Lindmore I.D.
Craig Wallace	Lindsay-Strathmore I.D.
Dave Loquaci	Madera Irrigation District
David Cameron	Unknown
David Dees	FWA
David Wierenga	Delano-Earlimart I.D.
Dina Nolan	Madera I.D.
Don Davis	FWA General Counsel
Don Wright	Water Wrights
Douglas DeFlitch	Douglas DeFlitch Consulting LLC.
Douglas Jackson	Water & Land Solutions
Dyson Schneider	Limoneira Ranch
Eric Limas	LTIRD, TPDWD, PIXID
Eric Quinley	Delano-Earlimart I.D.
Gene Kilgore	EID, IID, SCID
Ian Buck-Macleod	FWA
James Fisher	Tulare I.D.
Janet Atkinson	Stantec
Jason Phillips	FWA
Jeevan Muhar	Arvin-Edison W.S.D.
John Bezdek	FWA Special Counsel
John Gaugel	Wonderful
John Whorton	FWA
Johnny Amaral	FWA

Johnny Gailey	Delta View Water Assoc.
Joshua Yurkanin	USBR
Katie Duncan	FWA
Kuyler Crocker	CCM
Maggie Suarez	FWA
Mark Larsen	Greater Kaweah GSA
Mia Swenson	FWA
Michael Jackson	USBR
Mike Hagman	Lindmore I.D./EKGSA
Mike Villines	Villines Group
Sean Geivet	SID, PID, Terra Bella I.D.
Sebastian Silveira	Gladstone Land Corp.
Shane Smith	KDWCD
Steve Ottemoller	Ottemoller Consulting Services
Tim Gobler	Trinitas Farming
Vivian Felipe	FWA
Wilson Orvis	FWA

Agenda Report No. 2.B.

DATE:	October 26, 2023
TO:	Board of Directors
FROM	Wilson Orvis, CFO
SUBJECT:	Approve Bills for the Month of October 2023 and Accept the Financial Reports for Month Ending September 30, 2023

SUMMARY:

The Finance Committee met on October 23, 2023 and reviewed the bills for October 2023 and the financial reports for month ending September 30, 2023. There was a quorum at the meeting.

FINANCE COMMITTEE ACTION:

At the October 23, 2023 meeting, the Finance Committee acted to recommend that Board of Directors approve payment of the October 2023 bills in the amount of $1,668,355.65 and accept the Financial Reports for month ending September 30, 2023.

SUGGESTED MOTION:

I move that the Board of Directors approve payment of the October 2023 bills in the amount of $1,668,355.65 and accept the Financial Reports for month ending September 30, 2023.

BUDGET IMPACT:

- $473,681.92 (bills) and $342,785.73 (payroll) is chargeable to the Operations, Maintenance, and Replacement (OM&R) Budget.
- $112,366.49 (bills) and $79,417.72 (payroll) is chargeable to the General Membership Budget;
- $486,980.31 is attributable to San Luis & Delta-Mendota Water Authority (SLDMWA) for projected Settlement Contractor deliveries in the month of November 2023;
- $126,618.88 is attributable to the temporary pumps at Lake Woollomes, of which costs are to be recovered from Kern-Tulare WD;
- $0 is to be recovered under existing grant agreements; and
- $46,504.60 is chargeable to Middle Reach Capacity Correction Project, Phase 1.

ATTACHMENTS:

Bills to be Paid, Budget-to-Actuals, and Cash Activity Reports

FRIANT WATER AUTHORITY EXPENDITURES TO BE APPROVED, OCTOBER 2023

BILLS PAID OCTOBER 16, 2023

NO.	PAYEE	O&M FUND	GM FUND	TOTAL	DESCRIPTION
1	AAA TRUCK SERVICE, INC.	$ 88.00	$ -	$ 88.00	Parts & Supplies-Lindsay Shop
2	ACWA / JPIA	67,029.71	5,478.78	72,508.49	Medical, Dental, Vision Insurance
3	AECOM TECHNICAL SERVICES, INC.	-	12,250.00	12,250.00	Consulting Services-September
4	AMAZON CAPITOL SERVICES, INC.	361.14	-	361.14	Office Supplies
5	AT&T	657.50	-	657.50	Utilities-Telephone
6	Bank of America	18,055.88	2,556.43	20,612.31	Various Visa Charges
7	BIG GREEN IT, LLC	2,091.00	-	2,091.00	IT Service-Microsoft365, Teams
8	BILL LUCE CONSULTING	247.50	8,613.00	8,860.50	Consulting Services-August, September
9	BOOT BARN INC.	778.97	-	778.97	Safety Boots-4 pairs
10	BRIAN G. THOMAS CONSULTING, LLC	1,875.00	-	1,875.00	Consulting Services-September
11	BRIONES, REBECCA	55.02	-	55.02	Expense Claim Reimbursement
12	BURKE, WILLIAMS & SORENSEN, LLP	43,118.26	4,675.00	47,793.26	Consulting Services-August, September
13	CENTRAL VALLEY BUSINESS FORMS INC	2,787.19	2,787.19	5,574.38	BOD Planning Promotional Items
14	CENTRAL VALLEY TOOLS (SNAP ON)	990.71	-	990.71	Lift Jack-Delano Shop
15	CINTAS CORPORATION #2	1,359.08	-	1,359.08	Uniform Services-Lindsay & OC Yard
16	CINTAS CORPORATION #3	402.72	-	402.72	Uniform Services-Delano Yard
17	CITY OF DELANO	140.15	-	140.15	Utilities
18	CRAIGS AUTO PARTS	532.67	-	532.67	Parts & Supplies-Lindsay Shop
19	CULLIGAN OF FRESNO	51.38	-	51.38	Water Service
20	CULLIGAN OF LINDSAY	223.00	-	223.00	Water Services
21	DELANO CHEVROLET	1,190.08	-	1,190.08	Parts & Service-Delano Yard
22	DEPARTMENT OF PUBLIC HEALTH	849.20	-	849.20	Hazardous Material Permit
23	DIGI-KEY	745.39	-	745.39	Replacement Parts-Water Ops
24	DINUBA LUMBER COMPANY	54.96	-	54.96	Parts & Supplies-OC Yard
25	DONALD M. DAVIS	5,577.92	-	5,577.92	Travel Expenses- August, September
26	E M THARP INC	870.02	-	870.02	Parts & Services-Lindsay DPF, Engine Check
27	EXECUTIVE SUITES AT RIVER BLUFF, LP	-	2,005.00	2,005.00	Fresno Office Rent
28	FEDEX	2.03	-	2.03	Shipping Service
29	FOOTHILL AUTO TRUCK & AG PARTS, INC.	3,653.92	-	3,653.92	Parts & Supplies-OC Yard Aug-September
30	FRONTIER	962.78	-	962.78	Utilities-Telephone
31	FRUIT GROWERS SUPPLY CO	1,431.65	-	1,431.65	Parts & Supplies-Water Ops, Lindsay, OC Yards
32	GORDON, THOMAS, HONEYWELL, MALANCA...	10,000.00	-	10,000.00	Facilitation Consultant Services
33	GRAINGER	77.10	-	77.10	Parts & Supplies-OC Yard
34	GROSSMAYER & ASSOCIATES	155.00	-	155.00	Great Plains Support
35	HOME DEPOT CREDIT SERVICES	4,180.86	-	4,180.86	Parts & Supplies-OC Yard
36	JACK GRIGGS INC.	76.03	-	76.03	Propane Fuel-Lindsay Yard

FRIANT WATER AUTHORITY EXPENDITURES TO BE APPROVED, OCTOBER 2023

BILLS PAID OCTOBER 16, 2023

NO.	PAYEE	O&M FUND	GM FUND	TOTAL	DESCRIPTION
37	JIM'S STEEL SUPPLY	208.64	-	208.64	Parts & Supplies-Delano Yard
38	KAN VENTURES, INC.	-	8,342.52	8,342.52	Consulting Services-August, September
39	KAPLAN KIRSCH & ROCKWELL, LLP.	-	4,646.31	4,646.31	Consulting Services-August, September
40	LEE'S SERVICE, INC.	26.90	-	26.90	Parts & Supplies-OC Yard
41	LINCOLN NATIONAL LIFE INSURANCE CO.	3,774.88	390.60	4,165.48	Disability Insurance
42	LINDSAY TRUE VALUE	5.43	-	5.43	Parts & Supplies-Water Ops
43	MARTENS CHEVROLET	502.60	-	502.60	Parts & Supplies-OC Shop
44	MARTIN TERMITE & PEST CONTROL	50.00	-	50.00	Pest Control Services
45	MBK ENGINEERS	8,810.00	1,650.00	10,460.00	Consulting Services-September
46	MERLE STONE CHEVROLET CADILLAC	446.79	-	446.79	Parts & Service-Lindsay Yard
47	ORANGE COVE TIRE SERVICE	16.00	-	16.00	Tire Service-OC Shop
48	OTTEMOELLER CONSULTING SERVICES, LLC	2,329.00	1,903.34	4,232.34	Consulting Services-August
49	PACIFIC GAS & ELECTRIC	118.67	-	118.67	Non-energy Utility
50	PAESANO FARMS	8,207.64	-	8,207.64	Goat Grazing-16.42 acres
51	PAPE KENWORTH	8,779.70	-	8,779.70	Turbo Charger-Diesel Truck Lindsay, Other Misc Parts
52	PAPE MACHINERY	913.45	-	913.45	Parts & Supplies-Lindsay Shop
53	PBW DISTRIBUTOR INC	834.61	-	834.61	Parts & Supplies-Lindsay Shop
54	PORTERVILLE FORD	234.30	-	234.30	Parts & Service-Lindsay Shop
55	PROVOST & PRITCHARD INC	4,265.30	-	4,265.30	Consulting Services-August
56	QUILL CORPORATION	334.13	-	334.13	Office & Kitchen Supplies
57	QUINN COMPANY	435.55	-	435.55	Parts & Supplies-Lindsay Yard
58	RED WING BUSINESS ADVANTAGE	170.61	-	170.61	Safety Boots-1 Pair
59	ROBERT V. JENSEN, INC.	23,373.97	-	23,373.97	Unleaded Fuel-800 gal: Diesel Fuel 7,000 gal
60	SAN JOAQUIN PEST CONTROL	55.00	-	55.00	Pest Control Services
61	SEVIERS AUTO SUPPLY	2,193.23	-	2,193.23	Parts & Supplies-Delano Shop, Water Ops
62	SIERRA PACIFIC MATERIALS INC	3,330.93	-	3,330.93	Rock Materials-OC Yard
63	SMART & FINAL CORP	28.96	-	28.96	Kitchen Supplies-Delano Yard
64	SO CAL GAS	105.37	-	105.37	Utilities
65	SOMACH SIMMONS & DUNN	-	16,189.00	16,189.00	Consulting Services-August, September
66	SOUTHERN CALIF EDISON	36.69	-	36.69	Utilities
67	SOUTHERN TIRE MART	249.18	-	249.18	Parts & Supplies-Lindsay Shop
68	STANDARD INSURANCE CO	7,076.40	1,804.13	8,880.53	Survivor's Life Insurance
69	STANTEC CONSULTING SERVICES INC.	49,027.25	-	49,027.25	Consulting Services-September
70	STEAM CLEANERS INC	17.40	-	17.40	Repair Parts-Lindsa Yard
71	STOEL RIVES LLP	-	2,964.13	2,964.13	Special Counse Services-August, September
72	STOP ALARM, INC.	629.50	-	629.50	Alarm Service-Lindsay

FRIANT WATER AUTHORITY EXPENDITURES TO BE APPROVED, OCTOBER 2023

BILLS PAID OCTOBER 16, 2023

NO.	PAYEE	O&M FUND	GM FUND	TOTAL	DESCRIPTION
73	STORM WIND LLC	1,490.00	-	1,490.00	Annual Software Renewal-Education & Training
74	TARGET SPECIALTY PRODUCTS	7,726.45	-	7,726.45	Cheetah Pro 40 jugs
75	THE FERGUSON GROUP, LLC	-	10,028.97	10,028.97	Consulting Services-August, September
76	THE REDESIGN GROUP	3,000.00	-	3,000.00	IT Support-Help Desk
77	THE WILSON BOHANNAN CO	1,498.67	-	1,498.67	Water Ops Locks
78	UDEMY, INC.	2,205.05	-	2,205.05	Annual Software Renewal-Education & Training
79	VALLEY IRON, INC.	453.50	-	453.50	Welding Materials-OC Yard
80	VALLEY PACIFIC PETROLEUM SERVICES, INC.	35,723.66	-	35,723.66	Diesel and Unleaded Fuel-OC and Lindsay Yard
81	VERIZON WIRELESS	2,246.00	-	2,246.00	SCADA Pack Mobile to Mobile-September
82	VILLINES GROUP, LLC	-	4,000.00	4,000.00	Consulting Services-September
83	WATER AND POWER LAW GROUP PC	-	20,040.57	20,040.57	Special Counsel Services-September
84	WEISENBERGERS	1,243.12	-	1,243.12	Parts & Supplies-Lindsay & Water Ops
85	SUBTOTAL SPENDING	$ 352,846.35	$ 110,324.97	$ 463,171.32	
86	PAYROLL FWA	170,340.92	39,708.86	210,049.78	Total Mid-Month Payroll
87	TOTAL OM&R	$ 523,187.27	$ 150,033.83	$ 673,221.10	
88	LAKE WOOLLOMES TEMPORARY PUMPS				
89	RAIN FOR RENT	$ 54,838.92	$ -	$ 54,838.92	Temporary Pump Stations
90	VALLEY PACIFIC PETROLEUM SERVICES, INC.	58,172.19	-	58,172.19	Temporary Pumps Diesel-11,468gal
91	SUBTOTAL - LAKE WOOLLOMES TEMPORARY PUMPS	$ 113,011.11	$ -	$ 113,011.11	
92	Middle Reach Capacity Correction Project Phase 1				
93	BRIAN G. THOMAS CONSULTING, LLC	$ 1,000.00	$ -	$ 1,000.00	Consulting Services-September
94	BURKE, WILLIAMS & SORENSEN, LLP	600.00	-	600.00	Consulting Services-August, September
95	KAN VENTURES, INC.	12,000.00	-	12,000.00	Consulting Services-August, September
96	STANTEC CONSULTING SERVICES INC.	11,904.60	-	11,904.60	Consulting Services-September
97	THE FERGUSON GROUP, LLC	15,000.00	-	15,000.00	Consulting Services-August, September
98	VILLINES GROUP, LLC	6,000.00	-	6,000.00	Consulting Services-September
99	SUBTOTAL - MRCCP	$ 46,504.60	$ -	$ 46,504.60	
100	TOTAL - MID MONTH	$ 682,702.98	$ 150,033.83	$ 832,736.81	

BILLS TO BE PAID OCTOBER 26, 2023						
NO.	PAYEE	O&M FUND	GM FUND	TOTAL	DESCRIPTION
101	AMAZON CAPITOL SERVICES, INC.	$ 67.82	$ -	$ 67.82	Office Supplies
102	BERCHTOLD EQUIPMENT CO	434.75	-	434.75	Service Parts-Delano Yard
103	BEST AUTO GLASS	121.85	-	121.85	Glass Replacement
104	BIG GREEN IT, LLC	36.00	-	36.00	IT Services-Microsoft 365
105	CASHIER, DPR	60.00	-	60.00	Continuing Education-Pest
106	CITY OF LINDSAY	315.24	-	315.24	Utilities
107	CITY OF ORANGE COVE	451.85	-	451.85	Utilities
108	FRUIT GROWERS SUPPLY CO	95.68	-	95.68	Parts & Supplies-Lindsay Yard
109	HOME DEPOT CREDIT SERVICES	1,924.63	-	1,924.63	Parts & Supplies-All Yards
110	HUNSAKER GRANITE CO., INC.	5,818.50	-	5,818.50	Road Maintenance-OC Yard
111	INTELLISITE, LLC	14,782.72	-	14,782.72	SCADA Pack Replacement
112	MEDALLION SUPPLY COMPANY	1,121.66	-	1,121.66	Parts-Water Ops
113	MEREDITH BEZDEK	-	1,425.00	1,425.00	Social Media Support
114	MID VALLEY DISPOSAL	169.05	-	169.05	Waste Disposal Service
115	NUTRIEN AG SOLUTIONS	24,354.63	-	24,354.63	Round Up Pro-795 Gal
116	OPTIMAL AVIATION SERVICE, LLC	7,486.74	-	7,486.74	Charter Flight
117	ORANGE COVE TIRE SERVICE	144.00	-	144.00	Tire Replacement
118	PACIFIC GAS & ELECTRIC	97.16	-	97.16	Utilities
119	PAPE KENWORTH	214.68	-	214.68	Parts & Supplies-OC Shop
120	PBM SUPPLY & MFG., INC.	943.26	-	943.26	Replacement Parts-Pest Sprayer, Manifold Valve mount
121	POWER TRANSMISSION & SUPPLY	229.91	-	229.91	Parts & Supplies-OC Shop
122	QUILL CORPORATION	519.96	-	519.96	Office & Food Supplies
123	REGO CONSULTING CORPORATION	9,405.00	-	9,405.00	PowerApps Consultant Support
124	ROBERT V. JENSEN, INC.	14,508.21	-	14,508.21	Diesel Fuel-5,230 Gallons
125	SAN JOAQUIN PAINT & GLASS	218.52	-	218.52	Paint Supplies-Delano Yard
126	SAN JOAQUIN PEST CONTROL	94.00	-	94.00	Pest Control-Lindsay Yard
127	SHOWYOURLOGO.INC.	586.51	586.52	1,173.03	Offsite Planning Promotional Items
128	SMART & FINAL CORP	253.20	-	253.20	Kitchen Supplies
129	SO CAL GAS	70.99	-	70.99	Utilities
130	SOAPMAN OF KERN COUNTY	231.38	-	231.38	Parts & Supplies-Lindsay Shop
131	SOLO STOVE	7,731.98	-	7,731.98	Appreciation EE
132	SOUTHERN CALIF EDISON	9,984.02	-	9,984.02	Utilities
133	SOUTHERN TIRE MART	1,210.89	-	1,210.89	Tire Replacement 8 set-OC Shop
134	STOP ALARM, INC.	125.00	-	125.00	Alarm Services-August
135	STRR	105.34	-	105.34	Waste Disposal Service
136	SUNBELT RENTALS	6,584.23	-	6,584.23	Rental Equipment for Dewatering
137	SWENSON, MIA	50.00	30.00	80.00	Expense Claim Reimbursement
138	TAYLOR, MATT	10.00	-	10.00	Expense Claim Reimbursement
139	THE REDESIGN GROUP	1,217.17	-	1,217.17	IT Support-Azure
140	VALLEY PACIFIC PETROLEUM SERVICES, INC.	7,687.54	-	7,687.54	Unleaded Fuel-1,475 gal
141	VAST NETWORKS	800.00	-	800.00	Internet Service
142	WESTAIR GASES & EQUIPMENT INC.	291.50	-	291.50	Welding Supplies-OC Yard
143	ZIX CORPORATION	280.00	-	280.00	Email Security Software
144	SUBTOTAL SPENDING	$ 120,835.57	$ 2,041.52	$ 122,877.09	
145	PAYROLL FWA	172,444.81	39,708.86	212,153.67	End of Month Payroll Estimate
146	TOTAL OM&R	$ 293,280.38	$ 41,750.38	$ 335,030.76	

BILLS TO BE PAID OCTOBER 26, 2023					
NO.	PAYEE	O&M FUND	GM FUND	TOTAL	DESCRIPTION
147	LAKE WOOLLOMES TEMPORARY PUMPS				
148	VALLEY PACIFIC PETROLEUM SERVICES, INC.	$ 13,607.77	$ -	$ 13,607.77	Temporary Pumps-Diesel Fuel 6,089 gal
149	Subtotal - Lake Woollomes Temporary Pumps	$ 13,607.77	$ -	$ 13,607.77	
150	San Luis & Delta-Mendota Canal:				
151	SLDMWA OM & R CHARGES - PAID VIA WIRE	$ 486,980.31	$ -	$ 486,980.31	November 2023 Estimate
152	Subtotal - SLDMWA	$ 486,980.31	$ -	$ 486,980.31	
153	TOTAL - END OF MONTH	$ 793,868.46	$ 41,750.38	$ 835,618.84	
154	GRAND TOTALS	$ 1,476,571.44	$ 191,784.21	$ 1,668,355.65	

FRIANT WATER AUTHORITY

CASH ACTIVITY BALANCE
MONTH ENDING SEPTEMBER 30, 2023

	Beginning Balance	Increases	Decreases	Ending Balance
FKC Operations & Maintenance	$ 39,108,649	$ 2,183,174	$ (1,977,256)	$ 39,314,567
SLDMWA	1,970,123	772,798	(480,151)	2,262,769
Total	**$ 41,078,772**	**$ 2,955,971**	**$ (2,457,406)**	**$ 41,577,336**
General Member	515,003	-	(115,337)	399,667
			Total	**$ 41,977,003**

BANK ACTIVITY BALANCE
MONTH ENDING SEPTEMBER 30, 2023

Local Agency Investment Fund	$ 131,773	$ -	$ -	$ 131,773
California Asset Management Program	40,830,977	1,786,921	-	42,617,898
Bank of the Sierra	631,024	1,361,452	(2,765,143)	(772,669)
			Total	**$ 41,977,003**

Note:

Most Current Interest Rate: For the month ended September 30, 2023, effective yield 3.534%

The Authority's investments are in compliance with its Statement of Investment Policy dated March 3, 2023.

Management believes it is fully able to meet its expenditure requirements for the next six months.

FRIANT WATER AUTHORITY
O&M FUND
CASH ACTIVITY REPORT
MONTH ENDING SEPTEMBER 30, 2023

	Checking & Investments	Payroll Checking	Petty Cash	Total
CASH BALANCE AUGUST 31, 2023	$ 41,077,972	$ -	$ 800	$ 41,078,772
Increases:				
District O&M receipts	1,470,447			1,470,447
Revenue from MRCCP	149,636			149,636
SLDMWA receipts	772,798			772,798
FKC Systemwide Capacity Correction Cost Share MOU	84,922			84,922
Recapture	11			11
Interest Revenue	180			180
Miscellaneous deposits	33,077			33,077
Administration Allocation	8,309			8,309
Payroll deposits		436,592		436,592
Total Increases	$ 2,519,379	$ 436,592	$ -	$ 2,955,971
Decreases:				
O&M Expenditures	$ 694,873			$ 694,873
MRCCP	8,040			8,040
Wire to SLDMWA - O&MR Charges - October Estimate	480,151			480,151
FKC Systemwide Capacity Correction Cost Share MOU	54,091			54,091
PID Recapture Fees	241,920			241,920
Lake Wolloomes Temporary Pumps	105,147			105,147
Payroll Cash Outlays	436,592	436,592		873,185
Total Decreases	$ 2,020,814	$ 436,592	$ -	$ 2,457,406
CASH BALANCE BEFORE INTERFUND ACTIVITY	$ 41,576,537	$ -	$ 800	$ 41,577,337
Interfund transfer to O&M	-			-
CASH BALANCE SEPTEMBER 30, 2023	$ 41,576,537	$ -	$ 800	$ 41,577,337

FRIANT WATER AUTHORITY
GENERAL MEMBERS FUND
CASH ACTIVITY REPORT
MONTH ENDING SEPTEMBER 30, 2023

CASH BALANCE AUGUST 31, 2023			$	515,003
Increases:				
	Member Assessments			-
Decreases:				
	Consulting	$ 30,221		
	Internet Services	1,400		
	Meetings	9,603		
	Rent & Facility Expense	4,010		
		$ 45,234		
	Reimburse O&M:			
	Current Month Payroll & Benefits	$ 71,860		
	Current Month Payroll & Benefits to O&M	(10,066)		
	Administration Allocation	8,309		
Less Total Cash Disbursements			$	115,337
CASH BALANCE BEFORE INTERFUND ACTIVITY			$	399,667
	Interfund transfer to O&M			-
CASH BALANCE SEPTEMBER 30, 2023			$	399,667

FRIANT WATER AUTHORITY
CASH ACTIVITY REPORT
MONTH ENDING SEPTEMBER 30, 2023
LOCAL AGENCY INVESTMENT FUND (L.A.I.F)
(FUNDS ON DEPOSIT WITH STATE OF CALIFORNIA)

CASH BALANCE AUGUST 31, 2023			$ 131,773
Increases:			
	Transfer from checking	-	
	Interest Revenue	-	-
Decreases:			
	Transfer to checking	-	
CASH BALANCE SEPTEMBER 30, 2023			$ 131,773

Balance ascribed to:	
O&M Fund	$ 130,519
General Member Fund	1,255
	$ 131,773

Note:

Most Current Interest Rate: For the month ended September 30, 2023, effective yield 3.534%

The Authority's investments are in compliance with its Statement of Investment Policy dated March 3, 2023.

Management believes it is fully able to meet its expenditure requirements for the next six months.

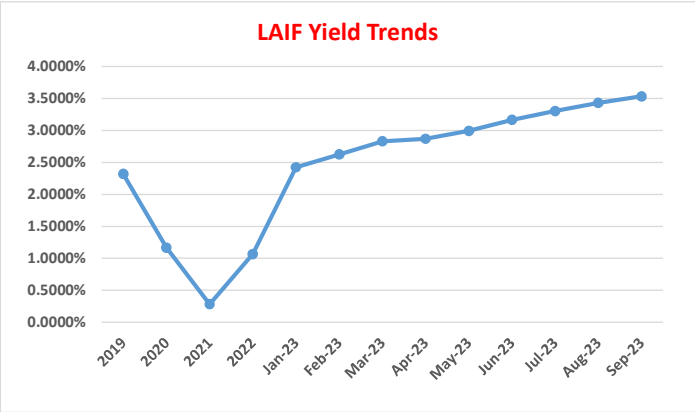

2019	2.3201%
2020	1.1679%
2021	0.2837%
2022	1.0660%
Jan-23	2.4250%
Feb-23	2.6240%
Mar-23	2.8310%
Apr-23	2.8700%
May-23	2.9930%
Jun-23	3.1670%
Jul-23	3.3050%
Aug-23	3.4340%
Sep-23	3.5340%

FRIANT WATER AUTHORITY
CASH ACTIVITY REPORT
MONTH ENDING SEPTEMBER 30, 2023
CALIFORNIA ASSET MANAGEMENT PROGRAM (C.A.M.P.)

CASH BALANCE AUGUST 31, 2023			$ 40,830,977
Increases:			
	Transfer from checking	$ 1,600,000	
	Interest Revenue	186,921	1,786,921
Decreases:			
	Transfer to checking	-	
CASH BALANCE SEPTEMBER 30, 2023			$ 42,617,898

Balance ascribed to:	
O&M Fund	$ 42,219,486
General Member Fund	398,412
	$ 42,617,898

The Authority's investments are in compliance with its Statement of Investment Policy dated March 3, 2023.

Management believes it is fully able to meet its expenditure requirements for the next six months.

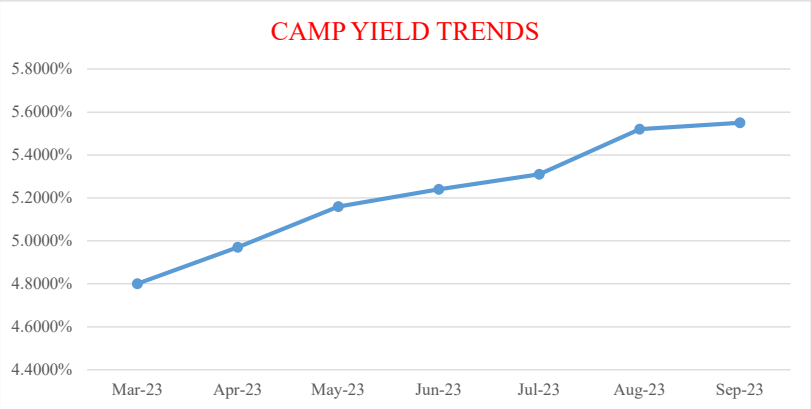

Mar-23	4.8000%
Apr-23	4.9700%
May-23	5.1600%
Jun-23	5.2400%
Jul-23	5.3100%
Aug-23	5.5200%
Sep-23	5.5500%

FWA Revenue Presentation

FY 2023 **Budget year:** **100.0%** **Completed**

Operations & Maintenance	**FY 2023** Budget	**09/30/2023** Year to Date	**Budget** Remaining	**Budget** Spent %
Revenue				
Interest Income	-	119,623	(119,623)	
Miscellaneous Income	-	174,717	(174,717)	
Reverse Pumping Fee	-	24,484	(24,484)	
Conveyance Fees	-	39,208	(39,208)	
FKC System-Wide MOU	-	142,054	(142,054)	
O & M Revenue	12,198,370	12,198,370	0	100.0%
Water Supply Cord./Monitoring Revenue	-	182,626	(182,626)	
Total Revenue	**12,198,370**	**12,881,082**	**(682,712)**	**105.6%**
Expenses				
Total Operations	1,767,690	1,778,823	(11,133)	100.6%
Total Maintenance	7,217,022	6,960,518	256,504	96.4%
Administration Costs	1,936,083	2,007,514	(71,431)	103.7%
Special Projects	1,277,574	815,569	462,005	63.8%
Total OM&R Expenses	**12,198,370**	**11,562,425**	**635,945**	**94.8%**

FWA Budget Presentation

FY 2023 **Budget year:** **100.0%** **Completed**

Operations & Maintenance	**FY 2023** Budget	**09/30/2023** Year to Date	**Budget** Remaining	**Budget** Spent %
Operations Dept				
Employee Salaries/Pay	805,692	742,885	62,807	92.2%
Employee Benefits	407,646	366,101	41,545	89.8%
Supplies & Services	554,352	669,837	(115,485)	120.8%
Total Operations	***1,767,690***	**1,778,823**	**(11,133)**	**100.6%**
Maintenance Dept				
Employee Salaries/Pay	2,505,766	2,102,025	403,741	83.9%
Employee Benefits	1,366,251	1,284,008	82,243	94.0%
Supplies & Services	3,345,005	3,574,485	(229,480)	106.9%
Total Maintenance	***7,217,022***	**6,960,518**	**256,504**	**96.4%**
Administration Costs	2,200,921	2,102,426	98,495	95.5%
Administration Costs allocated to GM	(264,838)	(94,912)	(169,926)	35.8%
Total Operations & Maintenance	**10,920,796**	**10,746,856**	**173,940**	**98.4%**
Special Projects				
Cost Recovery	-	-	-	
Spending	1,277,574	815,569	462,005	63.8%
Total Special Projects	***1,277,574***	**815,569**	**462,005**	**63.8%**
Total OM&R	***12,198,370***	***11,562,425***	***635,945***	**94.8%**

Friant Water Authority **Budget year: 100.0% Completed**

Budget vs Actual Expenses

YTD - 09/30/2023

		Total				Labor				Materials			
		Annual Budget	YTD Actual	% 0f Bud	Projected Remaining	Budget	YTD Actual		Projected Remaining	Budget	YTD Actual		Projected Remaining
	MAINTENANCE												
1	Vehicle & Equipment Service	$ 759,318	$ 616,896	81.2%	$ 142,422	$ 180,284	$ 158,789	88.1%	$ 21,495	$ 579,034	$ 458,107	79.1%	$ 120,927
2	Maintenance Supervision	341,127	259,055	75.9%	82,072	241,127	248,162	102.9%	(7,035)	100,000	10,892	10.9%	89,108
3	Right-of-Way Management	50,784	59,342	116.9%	(8,558)	50,784	59,342	116.9%	(8,558)	-	-	0.0%	-
4	Weed & Pest Control	1,039,248	883,106	85.0%	156,142	336,331	269,207	80.0%	67,124	702,917	613,899	87.3%	89,018
5	Implem Biol. Opinion	22,000	21,017	95.5%	983	-	-	0.0%	-	22,000	21,017	95.5%	983
6	Road Maintenance	60,673	67,106	110.6%	(6,432)	36,723	42,005	114.4%	(5,283)	23,951	25,100	104.8%	(1,149)
7	Yard & Building Maintenance	339,973	293,630	86.4%	46,344	162,763	157,038	96.5%	5,725	177,210	136,591	77.1%	40,619
8	Structure & Gate Maintenance	72,677	77,980	107.3%	(5,303)	65,232	68,738	105.4%	(3,506)	7,445	9,243	124.1%	(1,798)
9	Cleaning Right-of-Way	69,608	63,551	91.3%	6,056	69,608	63,551	91.3%	6,056	-	-	0.0%	-
10	Bargate & Guardrail Maint	41,526	21,005	50.6%	20,521	19,023	19,383	101.9%	(360)	22,503	1,622	7.2%	20,881
11	Embankment Maintenance	85,276	167,137	196.0%	(81,862)	77,116	164,598	213.4%	(87,481)	8,159	2,540	31.1%	5,620
12	Bridge Maintenance	63,193	60,180	95.2%	3,013	26,632	32,777	123.1%	(6,145)	36,561	27,403	75.0%	9,158
13	Reverse Flow Pumping	-	193,644	0.0%	(193,644)	26,249	7,278	27.7%	18,970	(26,249)	186,365	-710.0%	(212,614)
14	Concrete Lining Maintenance	19,483	40,915	210.0%	(21,432)	10,700	39,890	372.8%	(29,191)	8,783	1,024	11.7%	7,759
15	Drainditch & Channel Maint.	37,870	38,228	100.9%	(358)	37,870	38,228	100.9%	(358)	-	-	0.0%	-
16	Fence Maintenance	81,666	60,636	74.2%	21,030	64,242	57,925	90.2%	6,317	17,424	2,711	15.6%	14,713
17	Mudjacking	25,181	4,341	17.2%	20,840	22,941	4,341	18.9%	18,600	2,240	-	0.0%	2,240
18	Painting	56,933	14,343	25.2%	42,589	44,707	9,963	22.3%	34,744	12,225	4,381	35.8%	7,845
19	Sump Pump Maintenance	2,057	1,162	56.5%	895	1,107	946	85.5%	161	950	216	22.7%	734
20	Cross Drainage Structure Mtce	1,107	367	33.2%	740	1,107	367	33.2%	740	-	-	0.0%	-
21	Rip-Rapping	2,625	-	0.0%	2,625	2,625	-	0.0%	2,625	-	-	0.0%	-
22	Finance Charge	-	2,647	0.0%	(2,647)	-	-	0.0%	-	-	2,647	0.0%	(2,647)
23	Operations Supervision	50,438	52,662	104.4%	(2,224)	50,438	52,662	104.4%	(2,224)	-	-	0.0%	-
24	Water supply coordination & monitoring	632,218	891,353	141.0%	(259,134)	162,023	155,695	96.1%	6,328	470,195	735,658	156.5%	(265,462)
25	Legal Expense - Direct	110,000	90,977	82.7%	19,023	-	-	0.0%	-	110,000	90,977	82.7%	19,023
26	Safety & First Aid Training	34,717	18,517	53.3%	16,200	20,299	4,610	22.7%	15,688	14,418	13,906	96.4%	512
27	Office Admin (Typing etc.)	83,705	46,699	55.8%	37,006	83,705	46,699	55.8%	37,006	-	-	0.0%	-
28	Payroll Preparation	12,707	2,665	21.0%	10,042	12,707	2,665	21.0%	10,042	-	-	0.0%	-
29	Meetings	385,847	348,787	90.4%	37,059	195,274	145,078	74.3%	50,195	190,573	203,709	106.9%	(13,136)
30	Education & Training	50,597	13,885	27.4%	36,712	33,683	11,705	34.8%	21,978	16,914	2,181	12.9%	14,734
31	Procurement	20,085	5,567	27.7%	14,517	20,085	5,567	27.7%	14,517	-	-	0.0%	-
32	Inventory & Property Mgt.	1,388	-	0.0%	1,388	1,388	-	0.0%	1,388	-	-	0.0%	-
33	Employee Benefits	1,366,251	1,284,008	94.0%	82,243	334,437	351,069	105.0%	(16,632)	1,031,814	932,940	90.4%	98,875
34	Personnel Administration	103,340	224,951	217.7%	(121,611)	103,340	224,951	217.7%	(121,611)	-	-	0.0%	-
35	Workers Comp. Insurance	69,661	46,570	66.9%	23,091	-	-	0.0%	-	69,661	46,570	66.9%	23,091
36	Utilities	88,423	115,900	131.1%	(27,477)	-	-	0.0%	-	88,423	115,900	131.1%	(27,477)
37	Dues & Subscriptions	10,615	10,338	97.4%	277	-	-	0.0%	-	10,615	10,338	97.4%	277
38	Budget Preparation	3,624	3,326	91.8%	298	3,624	3,326	91.8%	298	-	-	0.0%	-
39	Vehicle & Equipment Acquisition	1,013,489	851,490	84.0%	161,999	-	-	0.0%	-	1,013,489	851,490	84.0%	161,999
40	Outside Service - DEID	-	6,538	0.0%	(6,538)	-	6,538	0.0%	(6,538)	-	-	0.0%	-
41	**TOTAL EXPENSES: MAINTENANCE**	**7,217,022**	**6,960,518**	**96.4%**	**256,504**	**2,505,766**	**2,453,093**	**97.9%**	**52,672**	**4,711,256**	**4,507,425**	**95.7%**	**203,832**

Friant Water Authority **Budget year: 100.0% Completed**

Budget vs Actual Expenses

YTD - 09/30/2023

		Total				Labor				Materials			
		Annual Budget	YTD Actual	% 0f Bud	Projected Remaining	Budget	YTD Actual		Projected Remaining	Budget	YTD Actual		Projected Remaining
							2,102,024.55						
	OPERATIONS												
42	Vehicle & Equipment Service	$ 1,084	$ 1,095	101.03%	$ (11)	$ -	$ -	0.00%	$ -	$ 1,084	$ 1,095	101.03%	$ (11)
43	Yard & Building Maintenance	63,974	54,344	84.95%	9,630	10,602	21,512	202.90%	(10,910)	53,372	32,832	61.52%	20,540
44	Structure & Gate Maintenance	199,735	113,653	56.90%	86,082	58,309	70,567	121.02%	(12,258)	141,425	43,086	30.47%	98,339
45	Cleaning Right-of-Way	3,468	1,317	37.98%	2,151	2,508	1,312	52.32%	1,196	960	5	0.52%	955
46	Bargate & Guardrail Maint	2,632	48	1.83%	2,584	-	-	0.00%	-	2,632	48	1.83%	2,584
47	Reverse Flow Pump	-	110,732	0.00%	(110,732)	-	-	0.00%	-	-	110,732	0.00%	(110,732)
48	Sump Pump Maintenance	15,791	14,363	90.96%	1,428	-	-	0.00%	-	15,791	14,363	90.96%	1,428
49	Finance Charge	-	8	0.00%	(8)	-	-	0.00%	-	-	8	0.00%	(8)
50	C. & I. Maint (ESI Equipment)	259,634	280,358	107.98%	(20,724)	39,500	50,003	126.59%	(10,503)	220,134	230,355	104.64%	(10,221)
51	Meter Repair	111,318	100,220	90.03%	11,098	30,096	35,281	117.23%	(5,185)	81,222	64,940	79.95%	16,283
52	Canal Patrol	339,292	328,189	96.73%	11,103	338,575	327,930	96.86%	10,644	718	259	36.07%	459
53	Operations Reports	106,163	152,981	144.10%	(46,817)	105,805	152,663	144.29%	(46,859)	359	317	88.44%	41
54	Operations Supervision	86,606	70,438	81.33%	16,168	86,606	70,438	81.33%	16,168	-	-	0.00%	-
55	Water Measurement	9,273	8,245	88.92%	1,028	7,837	7,620	97.23%	217	1,436	625	43.54%	810
56	Safety & First Aid Training	3,886	3,624	93.25%	262	1,254	261	20.79%	993	2,632	3,363	127.78%	(731)
57	Meetings	1,881	2,920	155.25%	(1,039)	1,881	2,920	155.25%	(1,039)	-	-	0.00%	-
58	Education & Training	6,637	544	8.20%	6,093	1,254	544	43.40%	710	5,383	-	0.00%	5,383
59	Employee Benefits	407,646	366,101	89.81%	10,506	121,465	61,761	50.85%	59,705	286,181	304,340	106.35%	(18,160)
60	Workers Comp. Insurance	32,168	23,121	71.88%	9,047	-	-	0.00%	-	32,168	23,121	71.88%	9,047
61	Utilities	35,302	33,379	94.55%	1,923	-	-	0.00%	-	35,302	33,379	94.55%	1,923
62	Vehicle & Equipment Acquisition	81,200	61,741	76.04%	19,459	-	-	0.00%	-	81,200	61,741	76.04%	19,459
63	Services for outside contracts - KT Temp Pumps	-	51,401	0.00%	(51,401)	-	1,833	0.00%	(1,833)	-	49,568	0.00%	(49,568)
64	**TOTAL EXPENSES: WATER OPERATIONS**	**$ 1,767,690**	**$ 1,778,823**	**100.6%**	**$ (42,172)**	**$ 805,692**	**$ 804,646**	**99.9%**	**$ 1,047**	**$ 961,998**	**$ 974,178**	**101.3%**	**$ (12,180)**

Friant Water Authority
Budget vs Actual Expenses
YTD - 09/30/2023

Budget year: 100.0% Completed

		Total				Labor				Materials			
		Annual Budget	YTD Actual	% 0f Bud	Projected Remaining	Budget	YTD Actual		Projected Remaining	Budget	YTD Actual		Projected Remaining
	ADMINISTRATION												
65	Water supply coordination & monitoring	$ 79,546	$ 112,086	140.91%	$ (32,539)	$ 62,535	$ 86,096	137.68%	$ (23,561)	$ 17,011	$ 25,990	152.78%	$ (8,978)
66	Administrative Supervision	-	8,993	0.00%	(8,993)	-	8,993	0.00%	(8,993)	-	-	0.00%	-
67	Safety & First Aid Training	94,652	19,091	20.17%	75,561	6,880	1,511	21.96%	5,369	87,772	17,580	20.03%	70,192
68	Office Admin (Typing etc.)	141,116	113,875	80.70%	27,241	141,116	113,370	80.34%	27,746	-	505	0.00%	(505)
69	Payroll Preparation	14,186	9,625	67.84%	4,562	14,186	9,625	67.84%	4,562	-	-	0.00%	-
70	Meetings	51,273	23,986	46.78%	27,287	46,873	21,381	45.61%	25,492	4,400	2,605	59.20%	1,795
71	Education & Training	90,915	36,237	39.86%	54,678	30,885	11,196	36.25%	19,689	60,030	25,041	41.71%	34,990
72	Inventory & Property Mgt.	3,651	451	12.35%	3,200	3,651	451	12.35%	3,200	-	-	0.00%	-
73	Employee Benefits	511,200	507,772	99.33%	3,428	111,120	116,551	104.89%	(5,430)	400,080	391,221	97.79%	8,858
74	Data Processing	260,585	311,265	119.45%	(50,679)	15,576	59,963	384.98%	(44,387)	245,010	251,301	102.57%	(6,292)
75	Travel	39,520	27,932	70.68%	11,588	-	-	0.00%	-	39,520	27,932	70.68%	11,588
76	Accounting & Auditing	408,511	410,996	100.61%	(2,485)	354,743	385,091	108.55%	(30,348)	53,768	25,905	48.18%	27,863
77	Personnel Administration	132,129	121,898	92.26%	10,232	68,130	84,479	124.00%	(16,349)	63,999	37,419	58.47%	26,580
78	Liability Insurance	142,825	169,107	118.40%	(26,282)	-	-	0.00%	-	142,825	169,107	118.40%	(26,282)
79	Workers Compensation Insurance	13,546	2,484	18.33%	11,063	-	-	0.00%	-	13,546	2,484	18.33%	11,063
80	Finance Charge	-	1,631	0.00%	(1,631)	-	-	0.00%	-	-	1,631	0.00%	(1,631)
81	Utilities	72,307	68,077	94.15%	4,230	-	-	0.00%	-	72,307	68,077	94.15%	4,230
82	Office Supplies	29,069	27,181	93.50%	1,888	-	-	0.00%	-	29,069	27,181	93.50%	1,888
83	Postage	7,747	6,889	88.92%	858	-	-	0.00%	-	7,747	6,889	88.92%	858
84	Dues & Subscriptions	9,034	4,777	52.88%	4,257	-	-	0.00%	-	9,034	4,777	52.88%	4,257
85	Budget Preparation	11,067	11,174	100.97%	(107)	11,067	11,174	100.97%	(107)	-	-	0.00%	-
86	Archiving & Data Storage	12,655	-	0.00%	12,655	12,655	-	0.00%	12,655	-	-	0.00%	-
87	Lease office equipment	37,323	55,403	148.44%	(18,080)	-	-	0.00%	-	37,323	55,403	148.44%	(18,080)
88	Vehicle & Equipment Acquisition	38,063	51,499	135.30%	(13,436)	-	-	0.00%	-	38,063	51,499	135.30%	(13,436)
89	Admin Reimb - GM Fund - see Note #1	(264,838)	(94,912)	35.84%	(169,926)	-	-	0.00%	-	(264,838)	(94,912)	35.84%	(169,926)
90	**TOTAL EXPENSES: ADMINISTRATION**	**$ 1,936,083**	**$ 2,007,514**	**103.7%**	**$ (71,431)**	**$ 879,418**	**$ 909,881**	**103.5%**	**$ (30,463)**	**$ 1,056,665**	**$ 1,097,633**	**103.9%**	**$ (40,968)**

Note #1			
	O&M	**95%**	**$ 2,007,514**
	GM	**5%**	**$ 94,912**
		100%	**$ 2,102,426**

Friant Water Authority
Budget vs Actual Expenses
YTD - 09/30/2023

Budget year: 100.0% Completed

		Total				Labor				Materials			
		Annual Budget	YTD Actual	% 0f Bud	Projected Remaining	Budget	YTD Actual		Projected Remaining	Budget	YTD Actual		Projected Remaining
	SPECIAL PROJECTS												
91	Benefits	$133,698	$34,400	25.7%	$99,298	$45,683	34,400.44	75.3%	$11,282	$88,016	$0	0.0%	$88,016
92	Subsidence - System Wide	151,304	183,294	121.1%	(31,990)	41,304	37,698	91.3%	3,605	110,000	145,595	132.4%	(35,595)
93	FKC System-wide Capacity Correction Project MOU	-	142,054	0.0%	(142,054)	-	3,992	0.0%	(3,992)	-	138,062	0.0%	(138,062)
94	GSA Engagement - East	322,292	196,282	60.9%	126,009	102,292	24,039	23.5%	78,253	220,000	172,243	78.3%	47,757
95	GSA Engagement - West	194,539	26,603	13.7%	167,937	15,767	1,349	8.6%	14,417	178,773	25,253	14.1%	153,520
96	Water Quality	475,741	232,936	49.0%	242,805	68,241	28,434	41.7%	39,807	407,500	204,502	50.2%	202,998
97	**TOTAL EXPENSES: SPECIAL PROJECTS**	**$1,277,574**	**815,569**	**63.8%**	**$604,059**	**$273,286**	**$129,913**	**47.5%**	**$143,372**	**$1,004,288**	**$685,656**	**68.3%**	**$456,694**

	BUDGET ITEM	FYE 9/30/22	CURRENT YTD	REMAINING			Cash Out	Incr - %/Dec + To Carry Over
	CARRY OVER ITEMS FY 2022							
	SEE NOTE:	**Budget**	**Actual**	**Variance**	**Note:**			
98	Motor Grader	323,732	318,104	5,628	#2	Received in April - 2023	$ 318,104.25	2%
99	Foreman Pickup - Delano	33,600	47,190	(13,590)	#2	Received in February - 2023	$ 47,190.31	-40%
100	CSO Pickup - Orange Cove	25,290	33,662	(8,372)	#2	Received in February - 2023	$ 33,661.82	-33%
101	CSO Pickup - Delano	25,290	33,662	(8,372)	#2	Received in February - 2023	$ 33,661.82	-33%
		407,912	432,618	(24,706)			**$ 432,618.20**	-6%
102	Limitorque Actuators	21,000		21,000	#3	Part of carry over to FY2023 (BOD Approved) but supply chain delivered in FY2022		
103	Canal Sump Pump	9,000		9,000	#3	Part of carry over to FY2023 (BOD Approved) but supply chain delivered in FY2022		
104	**TOTAL CARRY OVER ITEMS FY 2022**	437,912	432,618	5,294				

Friant Water Authority
General Membership
September 30, 2023

BUDGET TO ACTUALS REPORT

Consultants	FY 2023 Approved Budget	FY 2023 Actuals	Surplus /(Shortage)	% of Budget YTD 100.00%
General Counsel				
Burke, Williams & Sorenson, LLC	3,000	1,125	1,875	*37.50%*
Special Counsel				
Water & Power Law Group	230,000	230,360	(360)	*100.16%*
Burke, Williams & Sorensen, LLC	39,000	39,875	(875)	*102.24%*
Somach Simmons	119,000	90,318	28,682	*75.90%*
BiOps Litigation (Kaplan & Kirsch)	156,000	127,487	28,513	*81.72%*
CEQA Litigation (Stoel Rives)	126,000	15,663	110,337	*12.43%*
Additional Special Counsel (TBD)	55,500		55,500	
Special Counsel Subtotal	**725,500**	**503,703**	**221,797**	*69.43%*
Professional Support - Operations				
General Consulting - as needed (Luce, Steve O. & MBK)	111,950	42,105	69,845	*37.61%*
Kan Ventures	60,000	45,589	14,411	*75.98%*
Additional Legal/Operations Consultant (TBD)	16,000	-	16,000	
Professional Support - Operations Subtotal	**187,950**	**87,694**	**100,256**	*46.66%*
Professional Support - Communications & Outreach				
External Affairs - Federal (Ferguson Group)	50,000	45,700	4,300	*91.40%*
External Affairs - State (Villines)	50,000	44,200	5,800	*88.40%*
Media & Materials - (Commuter Industries)	30,000	17,025	12,976	*56.75%*
Professional Support - Comm. & Outreach Subtotal	**130,000**	**106,925**	**23,075**	*82.25%*
Consultants Subtotal	**1,046,450**	**699,446**	**347,004**	*66.84%*
Staff				
Leadership	635,327	710,683	(75,356)	*111.86%*
Staff Subtotal	**635,327**	**710,683**	**(75,356)**	*111.86%*
Other Activities				
CDTFA - State Water Resources Control Board	67,500	89,344	(21,844)	*132.36%*
Family Farm Alliance	15,000	15,000	0	*100.00%*
CVPWA dues	40,000	37,249	2,751	*93.12%*
SJV Blueprint	15,000	10,000	5,000	*66.67%*
Public Policy Institute of California	10,000	10,000	0	*100.00%*
Misc Organizational Contributions	15,000	7,371	7,629	*49.14%*
Dues & Fees Subtotal	**162,500**	**168,964**	**(6,464)**	*103.98%*
Other Supplies & Services				
Travel	60,000	26,987	33,013	*44.98%*
Hotel	37,500	35,765	1,735	*95.37%*
Meals	35,000	38,675	(3,675)	*110.50%*
Miscellaneous visa receipts	15,000	15,821	(821)	*105.47%*
Meeting expenses -	45,000	40,764	4,236	*90.59%*
Other Supplies & Services Subtotal	**192,500**	**158,012**	**34,488**	*82.08%*
Admin Allocation	**175,000**	**94,912**	**80,088**	***54.24%***
Direct Expenses (including rent, mileage)				
Mileage	27,500	14,400	13,100	*52.36%*
Rent	34,620	36,837	(2,217)	*106.40%*
Office Expenses	2,500	43	2,457	*1.71%*
Office Supplies	7,500	3,333	4,167	*44.45%*
Utilities	1,000	-	1,000	
Direct Expenses Subtotal	**73,120**	**54,613**	**18,507**	*74.69%*
Other Activities Subtotal	**603,120**	**476,501**	**126,619**	*79.01%*
Subtotal Base Budgets	**2,284,897**	**1,886,629**	**398,268**	*82.57%*
Special Projects				
Regulatory Engagement & Advocacy	200,000		200,000	*0.00%*
Total Special Projects	**200,000**	**0**	**200,000**	*0.00%*
Total Budgets	**2,484,897**	**1,886,629**	**598,268**	*75.92%*

Middle Reach Capacity Correction Project, Phase 1

Bureau of Reclamation and Friant Water Authority

Monthly Financial Status Report - Budget to Actual Spending

Expenditures through September 30, 2023

	Federal Funding		FWA Spending Plan Funds	Friant Water Authority Funding						
Sources of Funds	**SJRRP funds**	**WIIN funds**	**Advance Payments for Construction Costs**	**FWA Contractors**	**Eastern Tule GSA**	**Pixley GSA**	**State Funding-DWR**	**Misc. Revenue**	**Delano GSA**	**Total FWA funds**
Anticipated Funding	$41M-$46.9M	$ 210,550,000	$ 118,645,000	$ 50,000,000	$125M-$200M	$ 11,000,000	$ 74,480,000	$ -	$ 1,200,000	
Funds Secured/Received to date	$ 41,900,000	$ 208,100,000	$ 75,118,000	$ 49,902,252	$ 11,850,226	$ 11,000,000	$ 53,625,600	$ 1,214,529	In progress	$ 127,592,607
Expenditures to date			$ (67,081,199)	(36,996,897)	(11,381,102)	(11,000,000)	(33,706,197)	(480,815)	-	(93,565,011)
Remaining Funding Available	$ 41,900,000	$ 208,100,000	$ 8,036,801	$ 12,905,355	469,124	$ -	$ 19,919,403	$ 733,714	In progress	$ 34,027,596

	Budget Estimate (2023)			Prior Period Expenditures (Cumulative)		September 30, 2023 Expenditures		Total Expenditures through September 30, 2023		Remaining Budget	
Project Cost Category	**Reclamation**	**FWA (Non-Federal)**	**Total**	**Reclamation Expenditures**	**FWA Expenditures**	**Reclamation Expenditures**	**FWA Expenditures**	**Reclamation Expenditures**	**FWA Expenditures**	**Reclamation**	**FWA (Non-Federal)**
Prior-Period Preconstruction Costs (thru September 30, 2021)	$ 19,025,114	$ 3,525,733	**$ 22,550,847**	$ 19,025,114	$ 3,525,733	$ -	$ -	$ 19,025,114	$ 3,525,733	$ -	$ (0)
ROW & Land Acquisition	$ 6,704,604	$ 15,276,761	**$ 21,981,365**	$ 6,551,666	$ 13,799,328	$ 17,016	$ 365	$ 6,568,682	$ 13,799,693	**$ 135,922**	**$ 1,477,068**
Legal & Administration (Facilitating Services) & IT Services	$ 51,251	$ 863,646	**$ 914,897**	$ 616	$ 552,572	$ 81	$ 7,050	$ 697	$ 559,622	**$ 50,554**	**$ 304,023**
Permitting, NEPA/CEQA, Cultural Resources, & Environmental Monitoring	$ 822,997	$ 501,908	**$ 1,324,905**	$ 695,200	$ 129,631	$ 167		$ 695,367	$ 129,631	**$ 127,630**	**$ 372,277**
Project Management	$ 2,970,519	$ 1,668,595	**$ 4,639,114**	$ 907,217	$ 411,632	$ 27,199	$ 4,924	$ 934,416	$ 416,555	**$ 2,036,103**	**$ 1,252,040**
Construction Management	$ 14,938,075	$ -	**$ 14,938,075**	$ 6,948,285	$ -	$ 525,616		$ 7,473,901	$ -	**$ 7,464,174**	**$ -**
Design & Specifications	$ 729,148	$ -	**$ 729,148**	$ 761,558	$ -	$ 9,738		$ 771,296	$ -	**$ (42,148)**	**$ -**
Construction Support	$ 22,890,288	$ 12,102	**$ 22,902,390**	$ 10,241,815	$ 15,776	$ 456,002	$ -	$ 10,697,817	$ 15,776	**$ 12,192,471**	**$ (3,675)**
Construction Contract & Contingency	$ 95,182,187	$ 141,465,439	**$ 236,647,626**	**$ 131,974,679**	**$ 75,118,000**	**$ 5,336,243**	**$ -**	**$ 137,310,922**	**$ 75,118,000**	**$ (42,128,735)**	**$ 66,347,439**
Total	**$ 163,314,183**	**$ 163,314,183**	**$ 326,628,366**	**$ 177,106,151**	**$ 93,552,672**	**$ 6,372,062**	**$ 12,339**	**$ 183,478,213**	**$ 93,565,011**	**$ (20,164,029)**	**$ 69,749,172**
% Cost-Share	**50%**	**50%**						***66%***	***34%***		

Please Note:

Actual cost-share percentages: **65%** **35%**

The difference is due to timing of when the FWA Spending Plan Funds are being expended by BOR.

Agenda Report 2.C.

DATE: October 26, 2023

TO: Board of Directors

FROM Ian Buck-Macleod, Water Resources Manager

SUBJECT: **Modifications to Reverse-Flow Pump-Back Project Consultant Contracts**

SUMMARY:

FWA staff have been working with the San Joaquin River Restoration Program office to confirm the status of existing but expired Reclamation funding for the Reverse-Flow Pump-Back Project (Project) and on September 14th received confirmation that a no-cost extension of the remaining $2.7 million of funding was granted and is available for use through fiscal year 2025.

In order to assist with executing the scope of work under

Agenda Report

No. 4.B.-C.

DATE:	October 26, 2023
TO:	Board of Directors
FROM:	Ian Buck-Macleod, Water Resources Manager Katie Duncan, Water Resources EIT
SUBJECT:	Water Operations Update

SUMMARY:

October temperatures have generally been several degrees above average across most of the State. Some areas in the northern half of the State have seen their first meaningful precipitation of water year 2024. Reclamation provided updated CVP operations forecasts at the end of September which continued to show high carryover into next year. Precipitation in the Upper San Joaquin for water year 2023 ended at approximately 200% of average. Precipitation so far has been limited to one minor storm. Friant uncontrolled season ended on July 29th with a residual allocation for Class 2 set at 15%, and deliveries from Millerton are currently limited due to Inflow Prorate and concerns of projected reservoir point.

DISCUSSION:

Inflow Forecasts

October precipitation in the San Joaquin watershed has been limited, with precipitation for the water year at approximately 15% of average. Temperatures for the last month or so have generally been several degrees above average. Elsewhere, water year precipitation currently ranges from 15% to 30% of average. Over the next two weeks temperatures are generally expected to be near normal to below. Precipitation forecasts are currently changing from day to day as the forecast models historically struggle during this period of seasonal transition. Long-range ensemble forecasts show the potential for about 0.5 to 1 inch of precipitation in the Upper San Joaquin watershed over the next 10 days. Although still very early in the water year, longer range seasonal forecasts continue to suggest a greater probability of above average precipitation for most of the State this winter (especially for the central and southern portions of the State), largely due to the current El Niño conditions.

Table 1 shows the unimpaired inflow forecasts for Shasta Lake and Millerton Lake from the California Nevada River Forecast Center (CNRFC) and California Department of Water Resources (DWR) for the 2024 water year. At this point in the water year, there is a wide range of possible runoff volumes. Unimpaired Millerton inflow for water year 2023 ended at 4,500 TAF (251% of average) and unimpaired Shasta inflow ended at 5,580 TAF (99% of average).

Table 1. Unimpaired Inflow Forecasts for WY 2024

Item	Exceedance		
	90%	50%	10%
CNRFC Shasta Unimpaired Inflow (TAF)[1]	3,020	5,120	8,200
CNRFC Millerton Unimpaired Inflow (TAF)[1]	758	1,560	3,530

Notes:
[1] As of October 23.

North-of-Delta Operations

Overall Central Valley Project (CVP) North-of-Delta (NOD) reservoirs are transitioning to fall operations with storage levels based on the 15-year average at Trinity, Shasta, and Folsom at 101%, 140%, and 141% of average, respectively. Current storage is over 4.5 MAF higher than this time last year. Releases from all upstream reservoirs are being made to meet downstream demands and Delta water quality requirements, with releases continuing to be cut back at Shasta and Folsom as demands are reduced. CVP Ag service and State Water Project (SWP) Table A allocations both remain at 100%.

Reclamation prepared forecasted operations at the 90% and 50% exceedance levels at the end of September based on updated hydrologic forecasts, which use 90% and 50% historical hydrology for October onwards. Figures 1 and 2 show the projected Shasta Lake and Folsom Lake storage through December based off these projections, as compared to actuals to date. End of September storage was 3.33 MAF at Shasta and 667 TAF at Folsom. Shasta storage is currently trending more towards the 90% forecast due to actual inflow. Folsom storage is trending slightly below the 90% forecast. Conditions at both reservoirs under the 50% forecast would likely require flood control operations beginning in December.

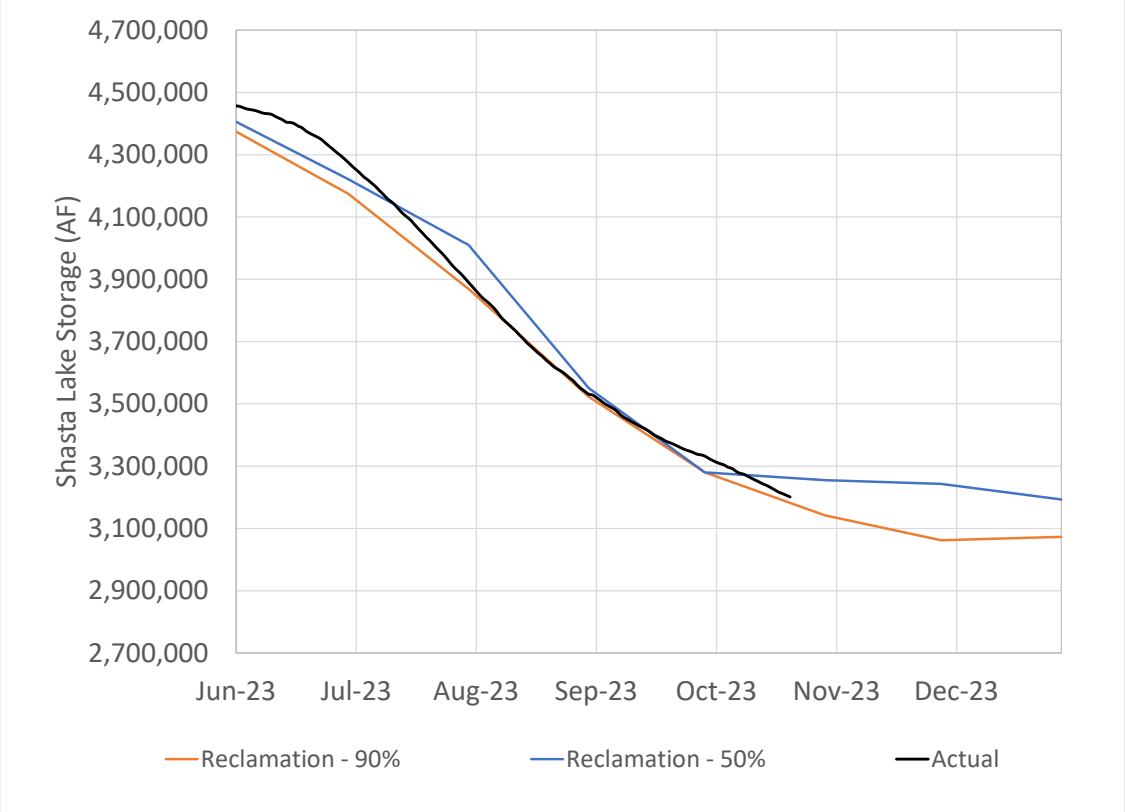

Figure 1. Shasta Lake Storage – September Reclamation Projections

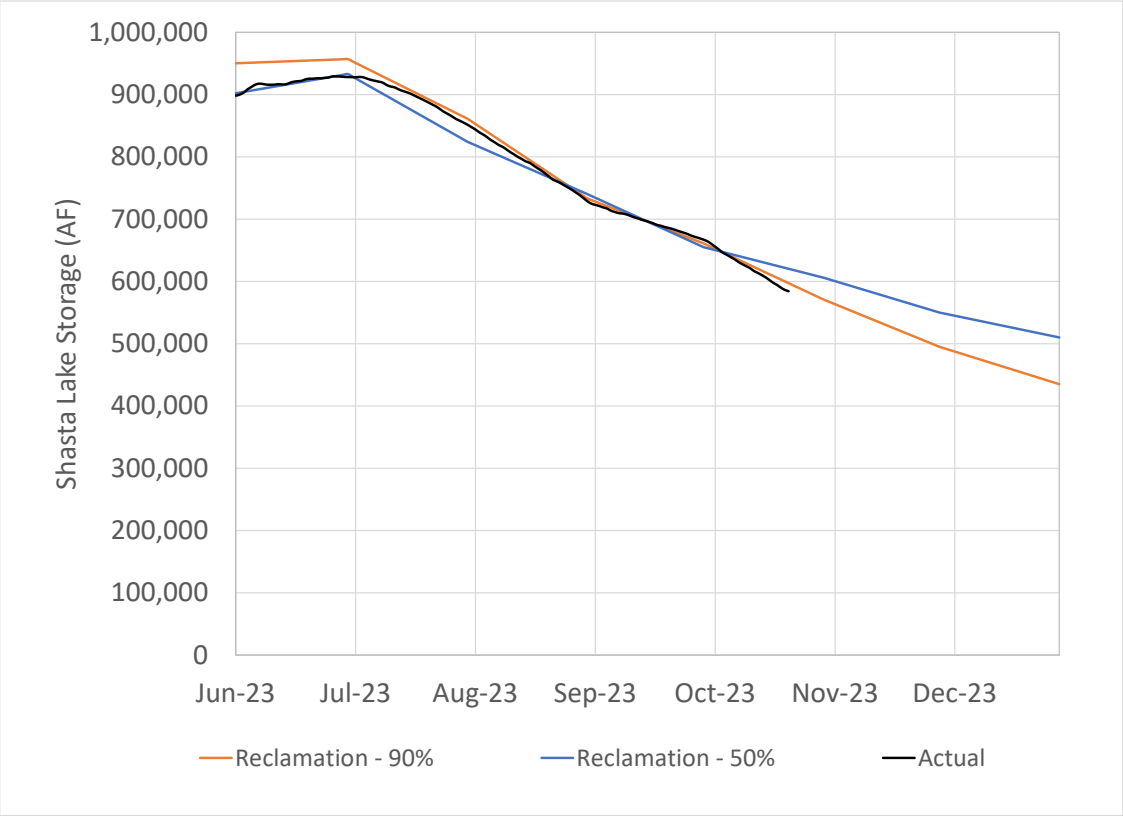

Figure 2. Folsom Lake Storage – September Reclamation Projections

South-of-Delta Operations

Delta Operations

Until late-September exports had been at a near constant 5-unit operation since the end of June. At that time Jones exports were reduced to a 4-unit operation due to scheduled maintenance. Upon completion of the maintenance, exports briefly increased back to a 5-unit operation but were then reduced to a 3-unit and then single-unit operation to help meet the Fall X2 requirement. In September and October, the CVP and SWP are required to operate to a 30-day average X2 requirement of 80 km. The target has largely been met, but X2 is currently at 81 km, hence the need to reduce exports. As upstream releases have decreased in recent weeks in order to concern storage and reduce to fall/winter minimum releases, exports at both Banks and Jones have been cut back to meet the Fall X2 requirement. Exports are expected to increase to some degree in November as the Fall X2 requirement ends, but to what magnitude will depend on hydrologic conditions. Figure 3 shows the projected daily Jones pumping through December as compared to actuals to date. Both the 90% and 50% forecasts show decreased exports in December as CVP San Luis is refilled.

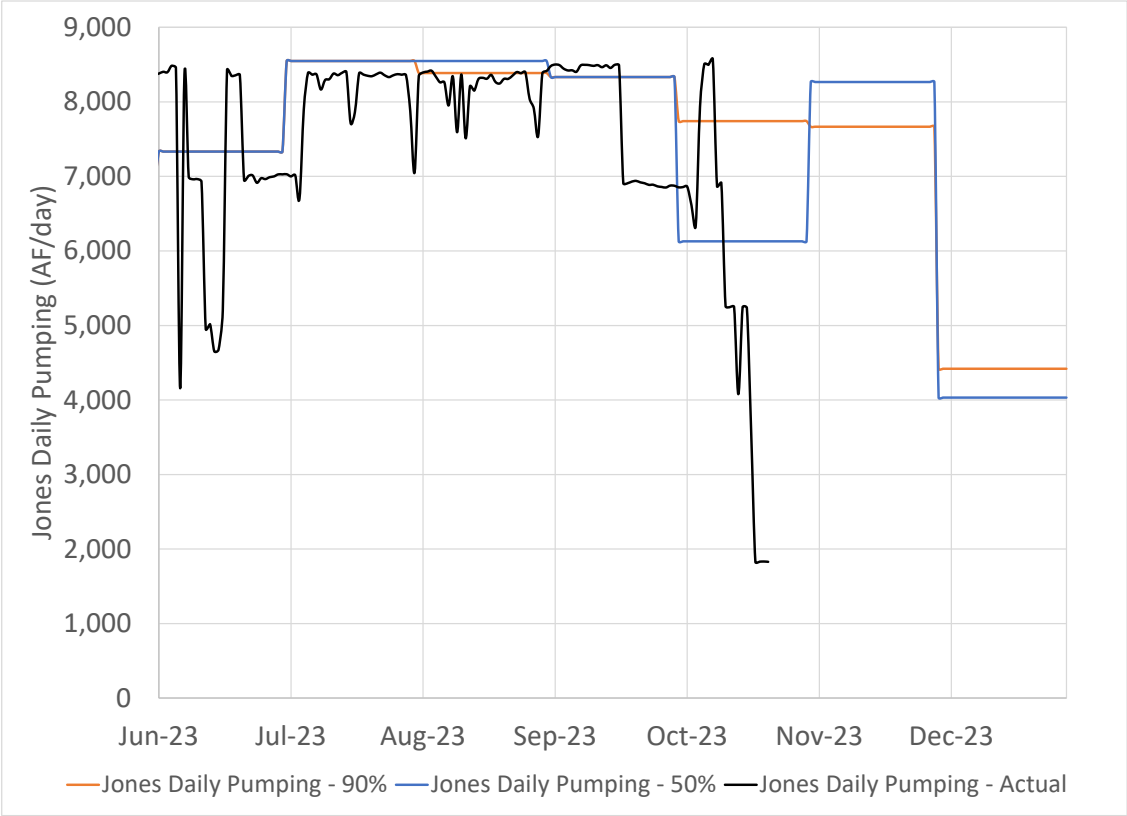

Figure 3. Daily Jones Pumping – September Reclamation Projections

San Luis Operations

CVP San Luis storage is at 742 TAF—212% of its 15-year average. With the recent cuts to Jones exports, storage levels have reduced relative to October demands. Figure 4 shows the Reclamation projection for San Luis Federal storage through December. Current storage is trending below Reclamation's September projections. CVP San Luis is expected to fill under both the 90% and 50% forecasts, with storage reaching capacity as early as December. Both forecasts also show CVP San Luis remaining full into the spring.

An internal analysis was completed to compare observed south-of-Delta (SOD) demands versus what Reclamation assumed in the forecasts used earlier this year to support the 100% SOD Ag allocation. The analysis showed actual demands were significantly less than forecasted during the summer months. September and October demands have trended much closer to forecasted. Based on historical years of similar hydrology and current operations, we expect demands for the rest of the contract year to match or even exceed Reclamation's forecasted demands for the November through February period. Although this does create some concern that current operations are eating into next year's supply, there is a high probability that CVP San Luis will fill this winter even considering the recent drop in storage. Additionally, any potential CVP SOD contractor's rescheduled supply was very likely developed during the summer months (prior to low point) given the greatly reduced demands. Even under a worst-case scenario (record dry fall and winter) sufficient supply would likely still be available in CVP San Luis to avoid any concern of a call on Friant.

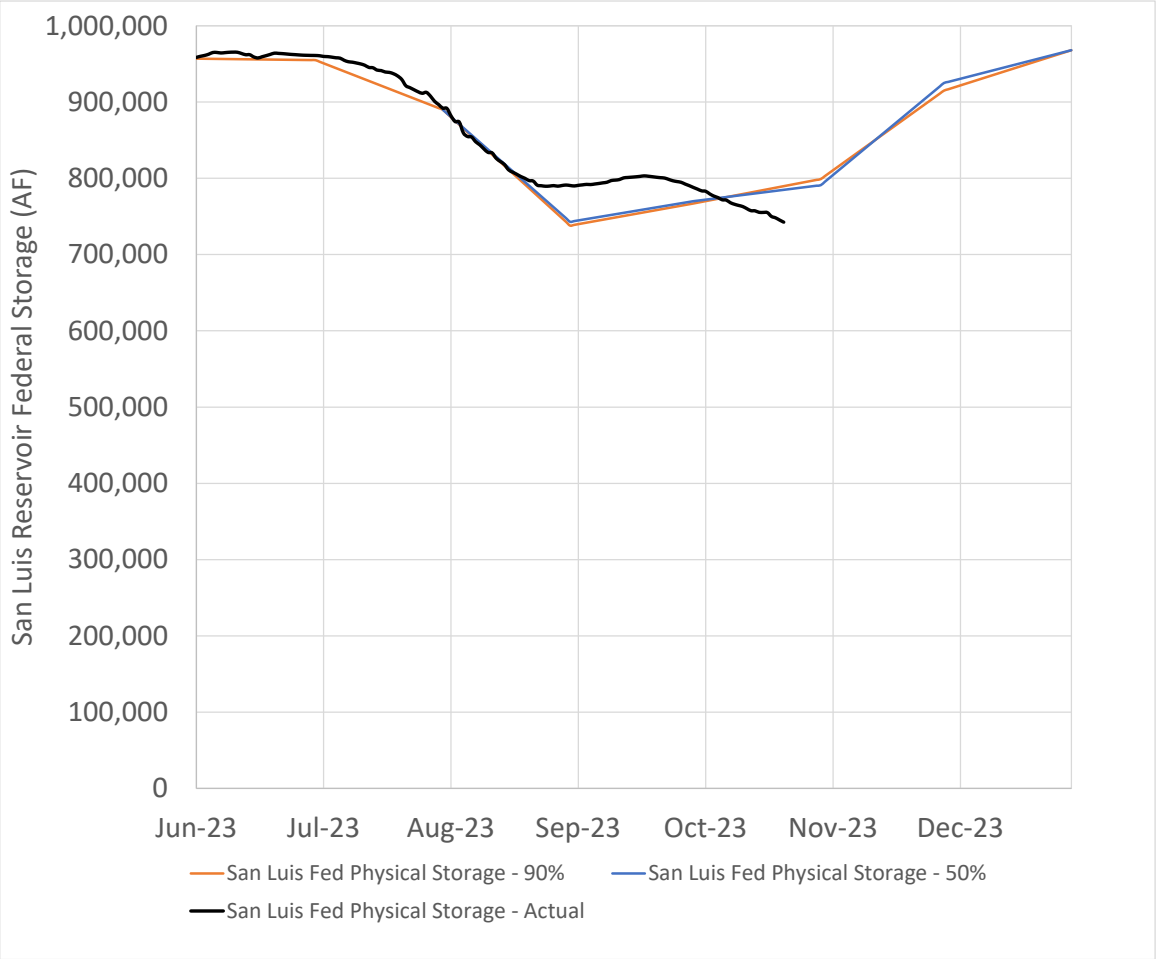

Figure 4. San Luis Federal Storage – September Reclamation Projections

Friant Division

Millerton and Friant Allocation

Friant uncontrolled season ended on July 29th with a residual allocation for Class 2 set at 15%. All URFs (totaling over 350 TAF) needed to be used by this date. River releases from Friant Dam have held at 385 cfs since October 1st to meet Holding Contract demands and Restoration Flows. Millerton storage continues to drop as releases to the canals and the river continue to exceed reservoir inflow.

On October 20th, Reclamation declared that starting on October 22nd Millerton Lake will be operating under "Inflow Prorate" conditions due to decreasing and limited storage. While under Inflow Prorate conditions, Reclamation will issue weekly blocks of inflow available for delivery to Madera and Friant-Kern Canals (starting with 2,250 cfs/day for October 22-28), which will be distributed by each respective canal authority by contract pro rata share as defined in the Friant Operating Guidelines.

Reclamation provided 90% forecasts on Friday (Figure 5), with and without Inflow Prorate to demonstrate the need to limit deliveries for the first time ever in Millerton's history. Inflow Prorate indicates a potential overallocation of Friant supplies, which is impacting schedulable Class I by about 20 TAF. The concern for this situation has dated back to July, prior to end of Uncontrolled Season and forecasts showed only 5-10%

residual Class 2 allocation was justified and much of that use needed to occur in February after low point. However, by the end of August, almost all the residual 15% Class 2 was used. In September, SCE provided revised schedules that added 80 TAF more inflow by the end of October to assist with low point concerns with no requirement in the Mammoth Pool Agreement to do so. This change provided a forecast that Inflow Prorate would be avoided.

Class 1 use in September was about 40 TAF more than was in the schedule at that time, and currently October use to date has exceeded the forecast. Essentially, contractors have used more than was included in their schedules and Millerton forecasts, shifting to earlier use. Driving this shift in use is likely due to the impending FKC dewatering and complete outage starting in November and lasting through most of January, and concerns of spilling of unused supplies.

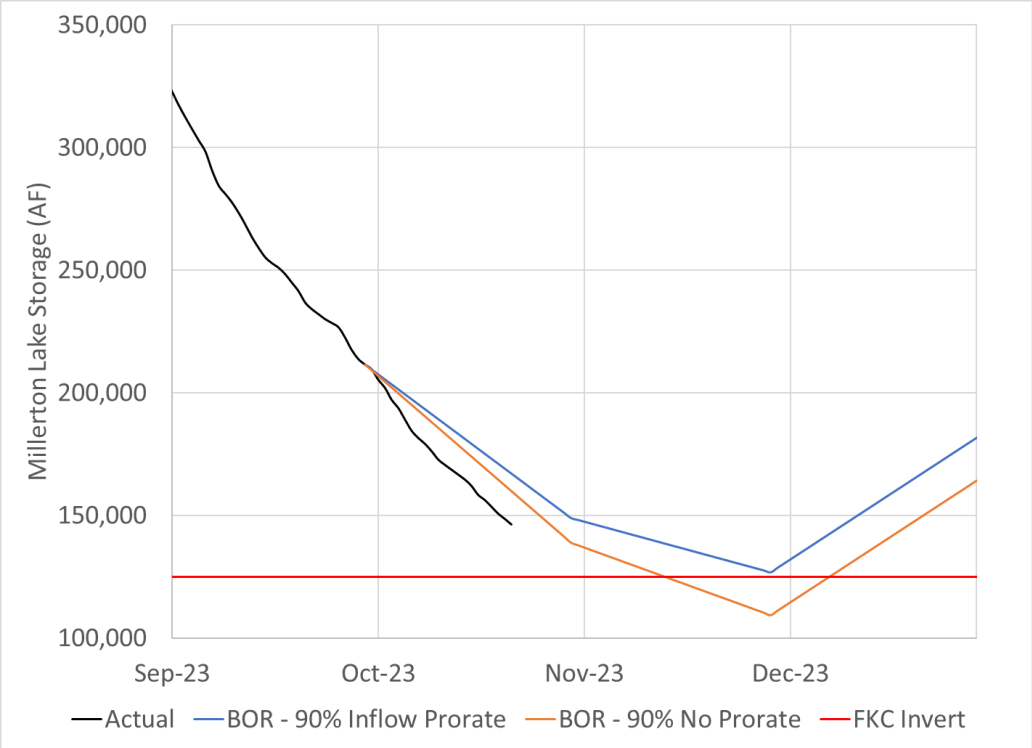

Figure 5. Millerton Storage – October Reclamation Projections

The FKC will be dewatered for three months this fall/winter for triennial maintenance as well as construction on the Middle Reach Capacity Correction project. Dewatering will begin on November 1st and the canal will be back in service on February 1st. Contractors should check with FWA staff regarding specific timing of dewatering effects on their service because not all district turnouts will be out of service at the same time or for the same duration during the dewatering period.

San Joaquin River Restoration Allocation

On May 18th, Reclamation issued the final 2023 Restoration Allocation, which showed no change from the previous 556,542 AF Wet Year allocation (as measured at Gravelly Ford). On June 30th the RA submitted a final flow recommendation which utilizes base flow and URF exchange water to maintain a connected river through October and then generally returns to Exhibit B flows for the remainder of the 2023 Restoration

Year, including a shifted fall pulse flow into late December. The Recommendation anticipates the release of 187 TAF of Restoration Flows and 10 TAF of URF Exchanges to the river. 210 cfs of Restoration flows are currently scheduled to be at Gravelly Ford. Total Restoration flows at Gravelly Ford were 204 cfs on October 22nd. On September 26th, Reclamation notified the RA of the upcoming channel and flow restrictions in the Restoration Area related to Mendota Dam safety inspection and repairs in early-December. The RA was requested to submit a revised schedule to accommodate the project.

San Joaquin River Restoration Recapture

Approximately 579 acre-feet of incidental recapture (subject SLDMWA verification) occurred at Mendota Pool from July 25th through August 4th (the transition between flood management releases and solely Restoration flows). PID recaptured 2,021 AF in September and continues to pump at approximately 35 cfs. BCID has had issues with a transformer that has limited recapture at their facilities. Reclamation submitted a petition for a new temporary transfer permit because the current permit expires in early November.

Friant WATER AUTHORITY

AGENDA REPORT NO. 4.D.

DATE: October 26, 2023

TO: Board of Directors

FROM: Johnny Amaral, Chief of External Affairs and Mike Villines, Villines Group, LLC

SUBJECT: External Affairs Update

SUMMARY:

Update on State and Federal affairs and communications activities.

RECOMMENDED ACTION:

None; informational only.

SUGGESTED MOTION:

None; informational only.

DISCUSSION:

State Affairs

Governor Newson wrapped up the 2023 legislative year on October 13th, a day earlier than the October 14th deadline for signing/vetoing bills. When the dust settled, Governor Newsom signed 890 new bills into law and vetoed 156 bills this legislative year. Over 2,500 bills were introduced earlier in the legislative year. Last year, he signed 997 bills into law and vetoed 169.

What Does the Rest of the Year Look Like

Governor Newsom traveled to Israel for a 24 hour visit on his way to China for a week's schedule of meetings in multiple cities all focused on the environment and climate change. We will see new climate and environmental legislation sponsored by the Governor next year, which we will monitor closely.

Legislators are back in their districts getting prepared for their March primaries which are less than 6 months away. Additionally, legislators are traveling internationally on trips focused on different policy objectives. These trips seem to always inspire new legislation modeled on things legislators learn so we will be watching closely for those bill ideas.

Friant Work to be Focused on until the End of the Year

- Working on water/infrastructure bond to go on 2024 ballot;
- Focus on proposed $15-$20 billion deficit and what that means for Friant projects;
- Work with partner agencies and organizations, including ACWA and the Water Blueprint, for potential 2024 issues and legislation.

Review of 2023 Water Bills and Results

Water Rights. AB 1337 (Wicks; D-Oakland)

Gives broad authority to SWRCB to curtail water rights of any seniority or claim of right. Allows curtailments to be issued without a hearing, depriving water rights holders of due process. Oppose.

Senate Natural Resources and Wildlife 6/7/23; **Failed**

Water Rights. AB 460 (Bauer-Kahan; D-Orinda)

Gives SWRCB broad authority to issue interim relief orders for a wide variety of alleged water use violations, with little or no opportunity to be heard. Prevents judicial review of an interim relief order. Oppose.

Senate Natural Resources and Wildlife 6/7/23; **Failed**

Water Rights. SB 389 (Allen; D-Santa Monica)

Originally would have empowered SWRCB to investigate claimed water rights with little process and more easily strip water rights holders of rights. Opposition removed after July 6, 2023 amendments focused the bill on the Board's information-gathering abilities and removed provisions relating to forfeiture of rights. Neutral.

Signed

Groundwater Restriction. AB 1563; Bennett; D-Ventura)

Adds new regulatory layer to groundwater well permitting processes. Increases costs and liability risks associated with well permitting. Oppose.

Senate Governance and Finance 6/22/23; **Failed**

Investments in Water Rights. AB 1205 (Bauer-Kahan; D-Orinda)

Originally would have banned the sale or transfer of water rights from agricultural land by an investment fund for profit as an illegal waste and unreasonable use of water. Opposition removed after July 13, 2023 amendments removed the ban component. Neutral.

Senate Inactive File 9/11/23; **Failed**

Improved Reservoir Operations. AB 30 (Ward; D-San Diego)

Integrates forecast-informed reservoir operations into water supply operations to better store water during storm events and to reduce flood risk. **Signed**

Groundwater Restriction. AB 429 (Bennett; D-Ventura)

Adds new regulatory layer to groundwater well permitting processes with unclear triggers for applicability. Increases costs and liability risks associated with well permitting. Oppose.

Assembly Water, Parks and Wildlife 3/2/23; **Failed**

Groundwater Adjudication Proceedings. AB 560 (Bennett; D-Ventura)

Imposes new requirements for courts to consult with SWRCB prior to entering a final judgment in a groundwater adjudication, raising questions about role of executive in the judiciary. Oppose.

Senate Appropriations Suspense File 8/14/23; **Failed**

Water Use Definitions. AB 676 (Bennett; D-Ventura)

Originally would have vaguely defined "domestic use" of water, creating confusion and possible litigation. Opposition removed after June 12, 2023 amendments aligned the definition with existing law.

Vetoed

Groundwater Adjudications. AB 779 (Wilson; D-Suisun City)

Originally would have imposed burdensome and duplicative requirements on parties in comprehensive groundwater adjudications. July 3, 2023 amendments reduced burdens on litigants and avoided separation of powers concerns.

Signed

Permit Streamlining for Groundwater Recharge. AB 830 (Soria; D-Fresno)

Exempts groundwater recharge projects using flood flows from needing to obtain duplicative and burdensome California Department of Fish and Wildlife authorizations. Support.

Senate Appropriations Suspense File 8/21/23; **Failed**

Turf Ban. AB 1572 (Friedman; D-Glendale)

Prohibits the use of potable water for irrigating non-functional turf on commercial and institutional properties. April 20, 2023 amendments reduced burdens on private water providers and consolidated enforcement powers.

Signed

Cross-Border Rivers. AB 1597 (Alvarez; D-San Diego)

Funds cleanup efforts for highly polluted rivers that flow from Mexico into California.

Senate Environmental Quality 6/14/23;

Failed

Water Project Streamlining. SB 23 (Caballero; D-Merced)

Keeps permitting processing on track for water supply and flood control projects by setting deadlines for agency action. Incentivizes use of regional programs to guide mitigation for project impacts. Support.

Senate Appropriations Suspense File 5/15/23; **Failed**

California Water Plan Update. SB 366 (Caballero; D-Merced)

Requires California Water Plan to be updated to include water supply targets and outlines meaningful steps toward achieving supply goals. Support.

Assembly Water, Parks and Wildlife 6/8/23; **Failed**

CEQA Streamlining. SB 651 (Grove; R-Bakersfield)

Makes groundwater recharge and other SGMA related water supply projects eligible for quicker judicial resolution under CEQA, saving time and money on important projects. Support.

Assembly Natural Resources 6/20/23; **Failed**

Groundwater Recharge. SB 659 (Ashby; D-Sacramento)

Requires state to plan for creating 10 million acre-feet of new groundwater recharge storage by 2028.

Signed

Delta Conveyance. SB 687 (Eggman; D-Stockton)

Stops progress on the Delta Conveyance Project until Bay-Delta Water Quality Control Plan is updated and fully implemented. Holds infrastructure project to modernize California's water system hostage until a lengthy planning process is both complete and "fully implemented." Oppose.

Senate Appropriations Suspense File 5/8/23; **Failed**

Broader Business Bills for Review

The following bills were labeled "Job Killers" by the California Chamber of Commerce. These bills were considered to have significant negative impact on California businesses;

Labor and Employment

AB 524 (Wicks; D-Oakland) Expansion of Litigation Under FEHA.

Exposes employers to costly litigation under the Fair Employment and Housing Act by asserting that any adverse employment action was in relation to the employee's family caregiver status, which is broadly defined to include any employee who provides direct care of any person of their choosing, and creates a de facto accommodation requirement that will burden small businesses. ***Vetoed***.

AB 647 (Holden; D-Pasadena) Grocery Workers.

Significantly expands statute related to successor grocery employers, including disrupting the ability for independent small stores to join together and creating a significant new private right of action. ***Signed.***

AB 1156 (Bonta; D-Alameda) Expands Costly Presumption of Injury.

Significantly increases workers' compensation costs for public and private hospitals by presuming certain diseases and injuries are caused by the workplace and establishes an extremely concerning precedent for expanding presumptions into the private sector. In Assembly Insurance Committee. ***Failed deadline to move from policy committee to fiscal committee, April 28, 2023.***

SB 365 (Wiener: D-San Francisco) Undermines Arbitration.

Discriminates against use of arbitration agreements by allowing trial courts to continue trial proceedings during any appeal regarding the denial of a motion to compel. ***Signed***.

SB 399 (Wahab; D-Hayward) Bans Employer Speech.

Chills employer speech regarding religious and political matters, including unionization. Is likely unconstitutional under the First Amendment and preempted by the National Labor Relations Act***. Failed deadline to move from fiscal committee to floor, September 1, 2023.***

SB 525 (Durazo; D-Los Angeles) Costly Minimum Wage Increase.

Imposes significant cost on health care facilities and any employer who works with health care facilities by mandating increase in minimum wage to $25. September 11, 2023 amendments, which phased in certain minimum wage increases based on hospital size and operations. ***Signed.***

SB 616 (Gonzalez; D-Long Beach) Costly Sick Leave Expansion on All Employers.

Imposes new costs and leave requirements on employers of all sizes, by nearly doubling existing sick leave mandate, which is in addition to all other enacted leave mandates that small employers throughout the state are already struggling with to implement and comply. ***Signed.***

SB 627 (Smallwood-Cuevas; D-Los Angeles) Onerous Return to Work Mandate.

Imposes an onerous and stringent process to hire employees based on seniority alone for nearly every industry, including hospitals, retail, restaurants and movie theaters, which will delay hiring and eliminates contracts for at-will employment. ***Vetoed.***

SB 723 (Durazo; D-Los Angeles) Onerous Return to Work Mandate.

Unnecessarily extends sunset on COVID-19 specific law that created an onerous and stringent process for specific employers to return employees to the workforce for specified industries, including hotels and restaurants that have been disproportionally impacted by this pandemic. ***Signed.***

SB 799 (Portantino; D-Burbank) Increased Unemployment Insurance Taxes to Subsidize Striking Workers.

SB 799 will allow striking workers to claim UI benefits when they choose to strike. Because the UI Fund is paid for entirely by employers, SB 799 will effectively add more debt onto California employers. Moreover, SB 799 will effectively force employers to subsidize strikes at completely unrelated businesses because the UI Fund's debt adds taxes for all employers, regardless of whether they've had a strike. ***Vetoed.***

SB 809 (Smallwood-Cuevas; D-Los Angeles) Prohibits Consideration of Conviction History in Employment.

Prohibits nearly every employer from considering conviction history of an applicant or existing employee in employment decisions and imposes cumbersome process on employers that are legally not allowed to hire individuals with certain convictions. ***Held in Senate Appropriations Committee, May 18, 2023.***

Taxation

AB 259 (Lee; D-San Jose) / ACA 3 (Lee; D-San Jose) Wealth Tax.

Seeks to impose a massive tax increase upon all forms of personal property or wealth, whether tangible or intangible, despite California already having the highest income tax in the country. This tax increase will drive high-income earners out of the State as well as the revenue they contribute to the General Fund. ***In Assembly Revenue and Taxation Committee, March 30, 2023.***

SB 220 (Senate Budget and Fiscal Review Committee) Corporate Tax Hike.

Increases the corporate tax rate to 10.99% for many California employers which will drive them out of the state and decrease the revenue they contribute to the General Fund***. In Senate Budget and Fiscal Review Committee, May 25, 2023.***

Housing

AB 68 (Ward; D-San Diego) Quashes Housing.

Worsens California's existing housing crisis by preventing local governments from permitting new housing units in most of their jurisdictions. In Assembly Housing and Community Development Committee. ***Failed deadline to move from policy committee to fiscal committee, April 28, 2023.***

Environmental

AB 1000 (Reyes; D-San Bernardino)

De Facto Ban of Warehouses. Mandates a statewide setback of 1,000 feet from sensitive receptors for all new or expanded logistics use facilities, regardless of environmental impacts, establishing a de facto ban. Also creates a new private right of action in California. ***Failed passage in Assembly Local Government Committee, April 26, 2023.***

Climate/Energy

AB 9 (Muratsuchi; D-Torrance) Greenhouse Gases.

Imposes additional evaluation criteria on California's cap-and-trade program that will lead to market instability and increased costs for consumers. ***Assembly Inactive File, June 1, 2023.***

SB 12 (Stern; D-Canoga Park) Arbitrary Greenhouse Gas Target.

Arbitrarily changes the State's GHG reduction goal from 40% of 1990 levels by 2030 to 55%. By the State's own estimate this proposal will force 17 million gas-powered cars off the road in the next 10 years. ***Held in Senate Appropriations Committee, May 18, 2023.***

SBX1 2 (Skinner; D-Berkeley) Windfall Profits Tax.

Sets an arbitrary cap on the amount of profit that a refiner operating in the state of California can earn over a quarterly basis. This measure would further diminish supply, discourages operational efficiencies, and would limit the amount of capital a refiner could reinvest into their infrastructure to support California's long-term climate goals. ***Signed.***

Federal Affairs

Rep. Jordan Loses GOP Speaker Nomination – Nine GOP Members Now Running

Rep. Jim Jordan (R-OH) is no longer the Republican nominee for speaker after GOP lawmakers held a vote behind closed doors last Friday. Now, nine House Republicans have thrown their hats into the ring for Speaker and will make their case to colleagues today in a candidate forum before the GOP Conference. Voting on the floor will begin as soon as this Tuesday. The House must elect a new Speaker to reopen for business and deal with a growing agenda, including, among other things, FY 2024 spending bills, a farm bill, and an emergency supplemental request from the White House to provide more funding for shoring up the southern U.S. border and war funding for Israel and Ukraine.

The nine candidates for Speaker this week include Rep. Tom Emmer (R-MN) (who is currently House Majority Whip and supported by former Speaker Kevin McCarthy (R-CA)); Rep. Byron Donalds (R-FL); Rep. Kevin Hern (R-OK); Rep. Austin Scott (R-GA); Rep. Jack Bergman (R-MI); Rep. Pete Sessions (R-TX); Rep. Mike Johnson (R-LA); Rep. Gary Palmer (R-AL); and Rep. Dan Meuser (R-PA).

Sen. Padilla to Join Senate Energy and Natural Resource Committee – Sen. Sinema to Appropriations

Following the late California Sen. Dianne Feinstein's death last month, Senate Democrats announced that Sen. Alex Padilla (D-CA) will join the Energy and Natural Resources (ENR) Committee, Sen. Kyrsten Sinema (I-AZ) will join Senate Appropriations and Sen. Laphonza Bulter (D-CA) will join Senate Judiciary. Sen. Butler is also getting tapped for Banking, Housing and Urban Affairs, Homeland Security and Governmental Affairs and Rules and Administration.

Sen. Feinstein (D-CA) was Chair of the Energy and Water (E&W) Development Appropriations Subcommittee funding the Department of Energy, the Army Corps of Engineers, and the Bureau of Reclamation, among other things. Sen. Patty Murray (D-WA), who is currently Chair of the Senate Appropriations Committee, announced that she will take over the gavel of E&W for the remainder of this Congress.

House T&I Water Subcommittee to Hold Hearing on Next WRDA

The House Transportation and Infrastructure (T&I) Water Resources and Environment Subcommittee will hear from Biden Administration officials this week on "the status of past provisions and future needs" in crafting the next Water Resources Development Act (WRDA) authorization.

Committee Republicans are likely to bring up the Administration's "waters of the U.S." (WOTUS) definition and will question the Hon. Michael Connor, Assistant Secretary of the Army for Civil Works, and Lt. Gen. Scott Spellmon, the Chief of Engineers, about the Corps' work enforcing the Biden WOTUS rule which was recently changed to reflect the Supreme Court decision in Sackett v. EPA.

WRDA talks have also kicked off in the Senate, which began its process in July through the Senate Environment and Public Works (EPW) Committee.

House Problems, Potential Shutdown Will Likely Impact Next Farm Bill

Key Senate Agriculture Committee Republicans are ready to abandon work on the next farm bill reauthorization this year and focus on a one-year extension, citing the power vacuum in the House and uncertainty over how much floor time will be needed to avert a government shutdown in November. The farm bill expired on September 30, but some provisions were extended in the current continuing resolution (CR) funding the government through November 17. A one-year farm bill extension would provide the Congress with some breathing room toward a five-year farm bill reauthorization in early 2024 and give growers and agriculture programs certainty.

But Senate Agriculture Committee Chairwoman Debbie Stabenow (D-MI) feels a sense of urgency and believes it is too early to retreat from the full five-year farm bill. She told the media that there may come a time in the weeks and months ahead when farm bill backers will have to turn their focus to a one-year bill, but she did not believe they were there yet.

Biden Administration Commences Formal Process for Post-2026 Colorado River Operating Guidelines

The Biden Administration's Department of the Interior has published a nearly 400-page report cataloguing public comments collected for the first stage of its multiyear process to draft another interim operating plan for the Colorado River to replace the existing guidelines which expire in 2026. The next interim operating plan is expected to guide the next 20 years of water deliveries in the Basin, which serves 40 million individuals and irrigates 5.5 million acres of farmland.

Interior's notice in the Federal Register identified the expected key elements of the next operating plan. These will include the "coordinated operations" of Lakes Powell and Mead to address low water levels and guidelines for the storage and delivery of water in those reservoirs, including "water conserved through extraordinary measures by or for tribal, agricultural, or municipal entities." The report also said Interior will continue to identify scenarios when Secretary Deb Haaland or her successors must "allocate, reduce, or increase the annual amount of water available for consumptive use from Lake Mead" to the Lower Basin states of Arizona, California, and Nevada.

Interior is expected to produce a draft environmental impact statement (DEIS) on the new plan by late 2024, with a record of decision (ROD) in 2025.

In other Colorado River news, according to data provided to the Lower Basin states by the Bureau of Reclamation, the trio of states will consume about 5.8 million acre-feet of water by the end of this year. That's the lowest consumptive use — when water is removed from the river and not returned as via runoff or other means — since 1984. Under the 1922 Colorado River Compact, which divides the river's waters among the Basin's seven states, the three Lower Basin states of California, Arizona and Nevada are allocated 7.5 million acre-feet of water annually.

Lower Basin state officials say their water savings includes more than 1 million acre-feet of water stored in Lake Mead through conservation efforts, which is in addition to the mandated cuts under other multistate agreements.

Interior Signs ROD on Expansion of CA Reservoir

The Biden Administration has advanced a major water storage project in California, issuing a final record of decision (ROD) to expand the B.F. Sisk Dam and Reservoir. The Interior Department signed the ROD with the San Luis & Delta-Mendota Water Authority, which will add 130,000 acre-feet of capacity to the San Luis Reservoir. The facility currently holds 2 million acre-feet. The project builds on existing dam safety modifications that had called for raising the 382-foot-tall earthen dam by 10 feet, for a total of a 22-foot increase in the structure.

The Administration has used $35 million in taxpayer funds for the project to date, in addition to $60 million previously allocated through the Water Infrastructure Improvements for the Nation (WIIN) Act. The project also received $100 million in Reclamation dam safety funds.

House Dems Push Legislation to Restore Post-Sackett CWA Protections

More than 100 House Democrats have unveiled the "Clean Water Act of 2023" to restore what Clean Water Act (CWA) protections they believe were lost in the Supreme Court's decision in Sackett v. EPA. Under the new legislation, Congress would clarify the scope of "protected water resources" under the original CWA with the intent of mitigating Sackett's impact. The effort is led by Transportation and Infrastructure (T&I) ranking member Rick Larsen (D-WA), T&I Subcommittee on Water Resources and Environment ranking member Grace Napolitano (D-CA) and Reps. Don Beyer (D-VA) and Melanie Stansbury (D-NM).

The Sackett decision took away the "significant nexus" test for jurisdictional waters as "waters of the U.S." (WOTUS) created in Justice Anthony Kennedy's plurality opinion in Rappanos, replacing it with the "relatively permanent" surface water connection test from Justice Antonin Scalia's opinion in the same case. This change takes most ephemeral, intermittent, and isolated water bodies and wetlands out of CWA jurisdiction.

The bill is unlikely to get any traction in the current Congress. Republicans, who control the House, celebrated the Supreme Court ruling and said the Biden Administration's hastily revised WOTUS rule doesn't follow it closely enough. In the Senate, the Environment and Public Works (EPW) Committee held a hearing last week on Sackett's impact on CWA enforcement.

BUDGET IMPACT:

None.

ATTACHMENTS:

Family Farm Alliance Executive Director's Report

PROTECTING WATER FOR WESTERN IRRIGATED AGRICULTURE

MEMORANDUM

TO: **FRIANT WATER AUTHORITY BOARD OF DIRECTORS**

FROM: DAN KEPPEN, EXECUTIVE DIRECTOR

SUBJECT: UPDATE REPORT

DATE: OCTOBER 23, 2023

This memo is intended to keep you apprised as to what is happening regarding policy issues the Family Farm Alliance (Alliance) is engaged in. In the past month, much of our efforts have focused on advancing farm bill ideas with Western Senators and committee staff, assessing Biden Administration changes to ESA and NEPA implementation, participating in our farmer lobbyist trip to D.C., public outreach, and engaging with the Bureau of Reclamation (Reclamation) on program implementation matters. These issues and other matters important to our members are further discussed in this memo.

BIDEN ADMINISTRATION

1. Bureau of Reclamation: Stakeholder Workshop

A small group of Family Farm Alliance members last week participated in Reclamation's Tribal and Stakeholder workshop at Reclamation's Technical Services Center near Denver. I attended the first day of the workshop, and Alliance member Craig Simpson (WASHINGTON) provided me with a quick summary of how the second day went, where the attendance was way down, due in part to one of the Reclamation presenters testing positive for COVID on Day 1. Here's a list of the topics that Reclamation covered: 1) Aging Infrastructure Account; 2) Implementation of the Inflation Reduction Act (IRA); 3) Water Resource Planning Activities; 4) Climate Change Adaptation Strategy; 5) WaterSMART; and 6) Tribal Initiatives. Reclamation's presentations are now available at https://www.usbr.gov/stakeholders/, so I won't go into a ton of details about every workshop session.

Commissioner Touton was not in Denver, but a video of her prepared remarks was shown at the outset of Day 1. Deputy Commissioner David Palumbo, Karl Stock (Manager, Policy and Programs) and Chris Beardsley (Director, Policy and Programs) were the key representatives from Reclamation leadership at the workshop. During introductory remarks, I reiterated our interest in setting up another workshop to focus on coordinating with other agencies (like NRCS and the Army Corps) on infrastructure spending, and for the stakeholders to identify the issues of concern to discuss. There were only a dozen folks left by the end of the second day. Key topics of concern raised by water users related to staffing capacity, the need to allow districts and water customers to be empowered to fill the voids at Reclamation to move projects along, and the need for more regulatory discussions and focus on food security. Many of the other comments generated by NGOs were mainly focused on climate adaptation measures.

We continue to work with a subset of Reclamation leadership, led by the Commissioner's office, to find ways to make the WaterSMART program more efficient and responsive to water user concerns. Also, I've been invited to participate in a panel discussion on November 15 at the Reclamation Leadership Conference in Austin (TEXAS). I'll participate in this virtual forum on a panel chaired by Governor Stephen Lewis (Gila River Indian Community) along with Kyle Arthur (Central Oklahoma Master Conservancy District), John Enstminger (Southern Nevada Water Authority), Leslie James (Colorado River Energy Distributors Association), Gene Shawcroft (Colorado River Authority of Utah), and April Snell (Oregon Water Resources Congress). There will be 200 upper-level Reclamation managers there, and the panel is intended to provide perspectives on what is working at Reclamation and what is not.

2. Boudreau Steps Down from #2 Spot at Interior

After serving more than two years as Deputy Secretary and nearly ten at the Department of the Interior (DOI), Deputy Secretary Tommy Beaudreau announced that he will depart his role at the end of October. Deputy Secretary Beaudreau has overseen DOI's implementation of the Bipartisan Infrastructure Law (BIL) and the IRA. Beaudreau served as DOI's point person on the Federal Permitting Improvement Steering Council amid the Biden-Harris administration's progress on permitting utility-scale renewable energy and transmission projects. Beaudreau also played a key role in negotiating recent emergency measures in the Colorado River Basin, where severe drought had threatened to halt hydropower operations at both Lake Mead and Lake Powell. Interior is now preparing long-term operating plans for the river, which must be in place by late 2026, and Beaudreau had been expected to continue to head those discussions. With the exception of far-left climate activists and environmental litigants, Boudreau received high marks from those who worked with him over the past two years. President Biden now could opt from a host of internal candidates to replace Beaudreau, as well as individuals outside the administration.

3. White House Summit Highlights Recent Climate Actions

President Biden on September 28 hosted the first-ever White House Summit on Building Climate Resilient Communities. The Summit – which included representatives from more than 25 states,

territories and tribal nations – was touted as an opportunity for practitioners and senior Administration officials to jointly discuss needs and opportunities for further climate resilience efforts. It also provided a forum to highlight some recent aggressive climate actions taken by the Biden Administration.

a. National Climate Resilience Framework Released

In conjunction with the Summit, the Administration released its "National Climate Resilience Framework", intended to guide and align climate resilience investments and activities by the federal government and its partners. The Administration also announced more than a dozen new actions – including the awarding or availability of more than $500 million in dedicated funding – to help build a "climate resilient Nation", and $800 million in commitments from major philanthropies to expand financial support for climate resilience and align investments with national climate resilience priorities. Reclamation announced up to $328 million in funding through the Infrastructure Investment and Jobs Act (IIJA) and annual appropriations to help make Western communities more resilient to drought and climate change, including in the Colorado River Basin. Funding will support grants for water desalination, recycling and reuse, and small water storage projects.

i. Water Recycling Projects

Through Reclamation's Title XVI Program, a total of $239 million is available for water reclamation and reuse projects. Reclamation will provide financial assistance to local water agencies for the planning, design, and construction of water reclamation and reuse projects.

ii. Desalination Construction Projects

Reclamation is making up to $64 million available for desalination construction projects. Desalination projects develop and supplement municipal and irrigation water supplies through the treatment of ocean or brackish water, thereby providing a local supply, providing flexibility during water shortages, and diversifying the water supply.

iii. Small Water Storage Projects

Reclamation is making up to $25 million available for small surface water and groundwater storage projects in the 17 Western states, Hawaii and Alaska. Surface water and groundwater storage projects are essential tools in stretching the limited water supplies caused by a changing climate. Funding is available for projects with a water storage capacity between 200 and 30,000 acre-feet that increase surface water or groundwater storage.

Information on these funding opportunities is available at grants.gov or Reclamation's BIL webpage.

b. Wildland Fire Commission Releases Report

In the week leading up to the Summit, the Wildland Fire Management and Mitigation Commission, established by the IIJA, released a report recommending improvements to federal policies related to preventing, mitigating, suppressing, and managing wildland fires, as well as rehabilitating affected lands. Today, fire seasons routinely destroy more than 8 million acres annually, and in the last 10 years three fire seasons have consumed over 10 million acres. Composed of representatives from federal agencies, state, local and Tribal governments, and representatives from the private sector, the Commission has met monthly over the last year to discuss and craft recommendations to address this crisis.

Among other recommendations, the report calls for "urgent new approaches", such as establishing a Community Wildfire Risk Reduction Program to proactively address risk, change financial incentives and change agency metrics to better focus on performance of ecological health over acres treated. The report acknowledges that successfully meeting the challenge of wildfire mitigation and management requires approaches that "better involve all relevant entities and every scale of society" and shifting from a reactive stance into being more proactively. This is the second report to be released by the Commission. The first report, which focused on aerial equipment and a strategy to meet equipment needs through 2030, was released in February. Western GOP Members of Congress appeared to agree with the report's findings, noting that they have raised similar concerns in the past.

c. Considering the "Social Cost of Carbon" in Decision Making

One week before the White House summit, the Administration announced plans to consider climate costs in most government policies and decisions, including how the federal government procures goods and services, federal agencies' budgets, permitting decisions, and foreign assistance programs. While the social cost of greenhouse gases measuring the damage to the climate from a ton of carbon dioxide or methane as it enters the atmosphere has been used as a metric against human-caused emissions for years, the policies announced last month would broaden its application across the federal government. According to the Administration, in the short term, considering the social cost of climate change would save taxpayers money by reducing federal energy bills. In the longer term, it would help stave off "the most catastrophic effects of the climate crisis." But, as reported in *E&E News PM*, Senator Shelley Moore Capito (R-WV), Chair of the Senate Environment and Public Works Committee, called the metrics "unproven figures" the administration used "to justify its environmental policies that drive up costs for families, hamstring American employers and delay job-creating infrastructure projects from ever moving forward."

4. CEQ Closes Comment Period for NEPA Phase II Rule

The White House Council on Environmental Quality (CEQ) last summer released its long-awaited Phase 2 National Environmental Policy Act (NEPA) rule, called the *"Bipartisan Permitting Reform Implementation Rule,"* that would codify NEPA reforms included in recent debt-ceiling legislation as well as to ensure inclusions of Biden Administration priorities on climate change and environmental justice. The public comment period on the proposed rule ended on September 29. The proposed phase 2 rule aims to implement congressionally mandated efficiencies and address the twin Biden administration priorities of climate change and environmental justice. Unfortunately, the proposed new mitigation, assessment, and other mandates may drive new litigation opportunities and further delay project approvals.

a. Overview of the New Rule

Among the newly proposed provisions are measures that toughen mitigation mandates by encouraging agencies to select "environmentally preferable alternatives," strengthen consideration of projects' potential climate change and environmental justice (EJ) effects, require agencies to use new science, and more. Such measures seem to be at odds with other provisions in the rule that aim to codify statutory changes that Congress and the Biden Administration agreed to in recent debt ceiling legislation, the Fiscal Responsibility Act (FRA), including allowing project sponsors to prepare environmental impact statements (EISs), setting deadlines and page limits on reviews and allowing project sponsors to sue over missed deadlines. The debt ceiling legislation also allows agencies to create categorical exclusions (CE) from any NEPA review in planning documents rather than as a separate action and authorizes agencies to adopt each other's CEs.

The new requirements mark a significant change from prior NEPA rules, particularly for mitigation. In the past, cooperating agencies were able to suggest potential mitigation measures if they objected or expressed concern about a project's effects. Instead, the phase 2 proposal "directs cooperating agencies to specify mitigation measures in all circumstances." And CEQ directs the agencies to make all mitigation enforceable "with accompanying monitoring and compliance plans, whenever agencies consider such mitigation in their analysis of the reasonably foreseeable environmental effects of an action."

The newly proposed climate and EJ assessment requirements depart from long-standing approaches that required federal agencies to assess adverse effects that have a sufficiently close causal connection to a proposed action. The new provisions also would require agencies to mitigate such potential effects. CEQ provides very few details in the proposed rule about how their new measures that allow agencies to adopt "innovative approaches" under NEPA will work, while also eliminating Trump-era rule language that required project critics to detail concerns during the comment phase if they later sought to challenge a NEPA approval. As for new CEs, the proposal requires a lot more documentation, including for mitigation commitments and inventories of each agency's CEs. Further, it says mitigation -- either in a CE or in a "mitigated Finding of No

Significant Impact (FONSI)" – will require follow-up and additional requirements if the mitigation effort fails. Further, the public engagement requirements in the proposed rule are key because they are a dramatic shift from "public participation" to requiring agencies "to truly engage with" affected EJ communities.

In a nutshell, while the proposed rule does include some permit streamlining measures required by the debt ceiling agreement, it also contains provisions that would further delay project approvals. The Alliance's final 18pp letter to CEQ was transmitted on September 25.

b. Response from Congress

The House Committee on Natural Resources, Subcommittee on Oversight and Investigations held a hearing last month examining systemic government overreach at CEQ, which was established as part of NEPA in the early 1970s. Housed within the Executive Office of the President, CEQ has historically been tasked with overseeing agency compliance with NEPA. From 2019 to 2023, CEQ's baseline budget grew from $2.89 million to approximately $4.67 million, an increase of roughly 63 percent in four years. CEQ received an unprecedented $62.5 million from the IRA and CEQ staff has almost doubled in recent years, with environmental activists claiming that CEQ should continue to increase staff.

Under Chairman Bruce Westerman (R-Ark.), the House Committee on Natural Resources has held two hearings explicitly focused on what they see as "overreach" at CEQ. Brenda Mallory, CEQ Chair, was invited to testify but declined to appear or send a designee to testify on behalf of the agency. Later in the month, Senate Environment and Public Works Committee Ranking member Shelley Moore Capito (R-W.Va.) led committee Republicans in a September 29 letter blasting CEQ Chair Mallory for the proposed rule, saying it would do the opposite of streamlining NEPA. House Natural Resources ranking member Raúl Grijalva (D-ARIZONA) and other Congressional Democrats are fighting back against the Republican claims. In a letter to Brenda Mallory to be sent this week, more than 70 Hill Democrats will applaud the agency's proposed rule, particularly those parts that address climate change and environmental justice. The letter will be led by Rep. Grijalva, Rep. Barbara Lee (D-CALIFORNIA), and Sens Duckworth (D-Ill.) and Markey (D-Mass.).

5. Fish and Wildlife Service (FWS): Pond Turtle Proposed ESA Listing

FWS has proposed to list the northwestern pond turtle, a species from Washington, Oregon, Nevada, and northern and central California, and the southwestern pond turtle, a species from central and southern California and Baja California, Mexico, as threatened species under the Endangered Species Act (ESA). The western pond turtle is now recognized by FWS as two separate species (northwestern pond turtle and southwestern pond turtle). If FWS finalizes this rule as proposed, it would add the northwestern pond turtle and southwestern pond turtle to the List of Endangered and Threatened Wildlife and extend ESA protections to the two species. FWs also concludes that the designation of critical habitat for the northwestern pond turtle and southwestern

pond turtle is not determinable at this time. FWS will accept comments received or postmarked on or before December 4, 2023.

I've discussed this matter with some of our members and also Western state farm bureau offices. Apparently, there are many voluntary and regulatory mechanisms at both the federal and state levels already happening. Importantly, irrigation ditches are included in their aquatic habitat in addition to naturally occurring water bodies. Habitat loss due to a lack of connectivity or fragmentation is a theme with urbanization and agriculture named as the impetus for land use changes. In these areas, the Federal Register Notice states that "upland land conversion and draining of the extensive wetlands or channeling of streams have resulted in the decline and extirpation of many populations and left the remaining western pond turtle populations within these areas disjunct, scattered, and isolated from each other with little upland habitat available for nesting." It also states that these areas include additional impacts associated with human activity (recreation, roads, contaminants). The FR Notice does acknowledge the reduced resiliency of dry forests and the threats wildfire can bring to the species.

The 4(d) rule includes forest or wildland management activities, habitat restoration activities, nonnative bullfrog removal, and routine management and maintenance of livestock ponds. There are some good inclusions here, but it would be good for us to think of suggestions to expand the 4(d) provisions, if needed. We'll likely work on coordinating a comment letter with our members and allies in agriculture, such as the California Farm Bureau Federation.

6. U.S. Fish and Wildlife Service: $36 million for Fish Passage Projects

FWS earlier this month announced the availability of up to $36 million for fish passage projects across the nation that address outdated, unsafe or obsolete dams, culverts, levees and other barriers fragmenting our nation's rivers and streams. Projects will be part of a five-year, $200 million BIL investment to restore aquatic ecosystems. An inter-agency task force is supporting an efficient and collaborative approach to investing a total of $2 billion in fish passage projects under the BIL across the Departments of the Interior, Transportation, Agriculture, and Commerce. These projects and funding opportunities are available at the recently updated Fish Passage Portal. Interested parties should submit a Letter of Interest to the appropriate National Fish Passage Program regional coordinator, via email, by Nov.17, 2023. More information, including a list of National Fish Passage regional coordinators, may be found at Grants.Gov or by visiting the National Fish Passage Program's informational website.

DEVELOPMENTS IN CONGRESS

Well, Congress has once again averted a government shutdown — for 45 days. The House has passed 70% of FY 2024 spending measures, while the Senate has yet to pass any FY 2024 appropriation bills on the floor. After a frantic week that saw the House and Senate operating in completely different spheres and the White House nowhere to be seen, Congress passed a bill late Saturday night to fund the federal agencies at FY2023 levels until Nov. 17. The legislation

reauthorizes the FAA and the national flood insurance program through the end of this year. There's also $16 billion for disaster relief accounts. The House passed the continuing resolution (CR) 335-91. Ninety Republicans voted and just one Democrat voted "yes". The Senate followed suit, voting 88-9 to approve the bill, although the vote was delayed for several hours after Sen. Michael Bennet (D-COLORADO) sought assurances that the Senate would vote on additional Ukraine aid in the weeks ahead.

Following the House vote, conservative hardliner Rep. Matt Gaetz immediately moved to oust Rep. Kevin McCarthy as speaker of the House. The Florida Republican had threatened to force a vote to remove Rep. McCarthy from leadership for weeks, promising to follow through if Rep. McCarthy worked with Democrats to avert a government shutdown. The House a few days later then voted 216-210 to oust Kevin McCarthy as speaker following a revolt by a small group of Republican hardliners. There are now nine Republicans seeking to somehow unify their splintered party after almost three weeks without a leader. It's the most crowded field since Kevin McCarthy's fall 20 days ago.

There is a lot at stake; the House cannot move on any legislation without a Speaker, and that includes potential bills that would give money to Ukraine or Israel during these unstable times. Rep. McCarthy getting run off as Speaker is a very big deal, and not just for the historic precedent of this happening. His departure from the Speakership also has a direct impact on water issues, since he hails from a district where water is the number one issue. Now, we face the prospects of a new Speaker from the Southeast or Midwest, where water is just not on the radar. Things are further compounded by Sen. Feinstein's passing. These two people were central to many of the water deals that have been cut in Congress in the past 10-15 years.

7. **2023 Farm Bill**

As the 2023 fiscal year came to a close on the last day of September, one piece of legislation not passed by Congress was the 2023 Farm Bill. As you know, the farm bill is an omnibus, multiyear law that is typically renewed about every five years. Given the delays from the debt ceiling and appropriations negotiations, lawmakers have yet to release the draft text of the Farm Bill legislation in both chambers. While most programs funded through the 2018 Farm Bill are expected to continue through the end of the year, lawmakers are hopeful and expect the new five-year legislation to pass by the end of December.

But many interest groups are worried the bill will get sidelined much longer than that. Behind closed doors, lawmakers are starting to raise whether a one or two-year delay will be necessary, particularly as Republicans demand new increases for key farm programs and divisions within the GOP are mucking up House progress. In the Senate, a key topic of contention is how the $20 billion included in last year's IRA should be spent. Democrats are under pressure from the left to protect the money for climate friendly agricultural practices. Senate Republicans want additional flexibility on how the money can be spent if it's added to the farm bill. Every Democrat on the House Agriculture Committee signed a letter demanding Chair G.T. Thompson (R-Pa.) and

ranking member David Scott (D-Ga.) reject cuts to the IRA via the farm bill. The letter follows a closed-door meeting where Rep. Scott laid out a list of previously unreported proposed Republican farm bill clawbacks worth $50 billion, as reported in this morning's *POLITICO*. Republicans are eyeing possible plans to use some of the IRA money to make up budget shortfalls in other sections of the farm bill, like the commodity support title.

If Congress can't pass a new farm bill by the end of the year, senators have begun warning that a long extension of the current legislation might be unavoidable. That prospect would force Congress to continue negotiating politically sensitive topics through the heat of 2024 presidential and congressional races. A two-year extension would punt the farm bill clear into the next Congress (*POLITICO*, 9/29/23). Debate surrounding the House fiscal 2024 Agriculture spending measure, which went down in defeat, offers clues about the fate of the upcoming farm bill. Farm bill programs are largely — but not entirely — mandatory and aren't subject to annual appropriations, but ideological fights over the issues noted above could complicate passage on the House floor. Of the 27 Republicans who opposed the appropriations bill, 10 are members of the Agriculture Committee who will help write the farm bill, and three are members of the Agriculture Appropriations Subcommittee.

a. PL-566 update

As previously reported, we've been working with the office of Senator Michael Bennet (D-COLORADO) on legislation intended to streamline the NRCS Watershed and Flood Prevention Operations program (also known as "PL-566"). Last summer, Senator Bennet, along with Senators Deb Fischer (R-NEBRASKA) and Jeff Merkley (D-OREGON) issued a press release announcing the introduction of S.2636, the Healthy Watersheds and Healthy Communities Act. As is the case with many issues related to the farm bill, this one is contentious, with the Senate and House ag committees having differing perspectives on making changes to PL-566,which has long been a "go-to" funding source for flood control projects in the Southeast. We're working with both committees on this matter.

b. Climate Smart Ag Practices

We learned some good news earlier this month. You may recall that, along with 19 other water user groups, Western state farm bureaus, and other ag and conservation organizations, we sent a letter to USDA late last year asking that a variety of irrigation modernization and forest fuel control measures be added to the list of "climate smart" practices that are eligible for the $20 billion IRA funding that was dropped into existing farm bill conservation title programs. NRCS has now added "irrigation pipelines", "irrigation systems", "sprinkler systems" and "pumping plants", "brush management", "prescribed burning", "fuel breaks" added to the list. Great news!

IN THE COURTS

8. Yurok Tribe v. Klamath Water Users Association

The Alliance board of directors in August month authorized joining an amicus brief in *Yurok Tribe, et al. v. Klamath Water User Association, et al.,* in support of the Klamath Water Users Association (KWUA). The case is currently on appeal to the 9th Circuit Court of Appeals. The Board's authorization would be contingent on (1) us having an opportunity to participate in drafting and review of such a brief, and (2) our participation would be at no cost to the Alliance. This case is the latest in a continuing effort by the Klamath farmers to have their water rights recognized in the continuing tension over Reclamation's release of water for ESA compliance for its operations of the Klamath Project.

Last week, KWUA filed opening briefs in their respective appeals to the Ninth Circuit Court of Appeals of the February 8, 2023 ruling of the U.S. District Court (Judge Orrick) in the *Yurok* litigation. Broadly, KWUA's principal arguments on appeal are: 1) that Reclamation lacks discretion to curtail Project deliveries in order to benefit ESA-listed species; and 2) the ESA does not preempt the application of state water law to Reclamation. The deadline to file amicus briefs is today (October 23). The federal government, tribes, and state of Oregon's responses to the briefs are due on November 15. There is a good chance that date will slip by thirty days; if it does not, the final briefs for our side will be due on December 6. We joined the brief prepared by the Oregon Water Resources Congress that also includes National Water Resources Association, Agribusiness and Water Council of Arizona, Idaho Water Users Association, Oregon Farm Bureau Federation, and Washington State Water Resources Association. The brief is well done and has a strong consistent message that reads well. Another amicus brief in support of KWUA is being prepared by California interests.

ALLIANCE INITIATIVES

9. 2023 Farmer Lobbyist Trip

Several of us spent a week last month in Washington, D.C. as part of the Alliance's annual farmer lobbyist trip. The Alliance's annual Farmer Lobbyist trip is one of our "cornerstone" programs which brings family farmers and water professionals to Washington, D.C. to meet with legislators and Administration policy leaders on critical water issues. The Alliance philosophy has long held that the most effective voice in Washington DC is the individual family farmer. This year's farmer lobbyist contingent included nearly 30 representatives from Arizona, California (including William Bourdeau), Colorado, Idaho, Oregon, Washington and Wyoming. In addition to meeting with Congressional Members from those seven states, the group also met with senior officials from the Department of the Army, Department of Interior, Department of Agriculture (USDA), Environmental Protection Agency (EPA), and staffers from key Congressional water committees. The Western contingent visited 39 offices in the course of 2-1/2 days.

a. Quick Summary of Meetings

The purpose of this year's trip was for farmer lobbyists to discuss crucial Western water policies and issues with members of Congress and their staff and Biden Administration agency officials. Key topics of discussion with Congressional agriculture and water committees included current water legislation and the 2023 Farm Bill. Meetings also took place with Assistant Interior Secretary for Water and Science Michael Brain and Reclamation Deputy Commissioner David Palumbo, the office of the Chiefs of the Forest Service and Natural Resources Conservation Service (NRCS), the office of the Assistant Secretary for the Army, Civil Works, EPA Assistant Administrator for Water Radhika Fox, and Sara Gonzalez-Rothi (Director for Water Policy at the White House Council on Environmental Quality). Farmer Lobbyists were able to meet directly with 17 Members of Congress from their respective states. Meetings were also held with staffers from ten other House and Senate offices. For many of these meetings, the Members themselves were present, which is a testament to our good reputation, particularly given the busy time in Congress that week.

WESTERN WATER "HOT SPOTS"

10. Colorado River

DOI last week announced next steps in the formal process to develop future operating guidelines and strategies to protect the stability and sustainability of the Colorado River system and strengthen water security in the West. The guidelines under development would be implemented in 2027, replacing the 2007 Colorado River Interim Guidelines for Lower Basin Shortages and the Coordinated Operations for Lake Powell and Lake Mead, which are set to expire at the end of 2026. Reclamation published the Proposed Federal Action and a Scoping Summary Report related to Colorado River Basin operations post-2026. The Scoping Report, which was supported by a 60-day public scoping period, will inform the post-2026 operating guidelines.

This planning process is separate from ongoing efforts to protect the Colorado River Basin through the end of 2026. The post-2026 process is a multi-year effort that will identify a range of alternatives and ultimately determine operations for Lake Powell and Lake Mead and other water management actions, potentially for decades into the future. Using the best-available science, Reclamation will develop a draft environmental impact statement (EIS) that will analyze how future operational guidelines and strategies can be sufficiently robust and adaptive to withstand a broad range of hydrological conditions and ultimately provide greater stability to water users and the public throughout the Colorado River Basin. The completed draft EIS is anticipated by the end of 2024 and will include a public comment period. Reclamation anticipates a final EIS will be available in late 2025, followed by a Record of Decision in early 2026. While the post-2026 process will determine domestic operations, the Biden administration will continue collaboration with Mexico. It is anticipated that the International Boundary and Water Commission will facilitate consultations between the United States and Mexico, with the goal of continuing the Binational Cooperative Process under the 1944 Water Treaty.

We'll dig into these documents and share our observations with our Colorado River members in the coming days. Family Farm Alliance Director Steve Benson (CALIFORNIA) was recently named as the incoming chairman by IVH2O, an organization that represents the interests of Imperial Valley landowners on Colorado River issues. The first event he will be hosting as IVH2O Chairman on October 26 will focus on the post-2026 guidelines. Speakers include JB Hamby, Chairman of the Colorado River Board of California and IID Board Vice President, and Tina Shields, IID Water Manager, and a member of the Alliance Advisory Committee. Mark Limbaugh, President of The Ferguson Group, which represents the Alliance in D.C., will also provide a regional and Washington D.C. perspective on Colorado River politics.

In other Colorado River news, I was recently interviewed by *Agri-Pulse* for the Alliance's perspective on the development of the post-2026 operating guidelines. "Colorado River water users split on post-2026 framework" by Noah Wicks was published earlier this month by *Agri-Pulse*. Among other things, the article describes concerns that agricultural groups have with criticism of alfalfa production, which supports the region's booming dairy industry.

ADMINISTRATIVE & MISCELLANEOUS

- It's time to get ready for the busiest travel time of the year for us here at the Alliance, as the annual speaker circuit season gets underway. In the next six weeks, I'll be speaking at water forums in Ventura County, Washington state (twice) and Hood River (OREGON).

This is a quick summary of just a few of the issues the Alliance has been engaged in. Please do not hesitate to contact me at ***dan@familyfarmalliance.org*** *if you would like further information about what the Alliance is doing to protect water for Western irrigated agriculture.*

Agenda Report 4.E.

Operations & Maintenance Report

A compilation of current FWA operations and maintenance activities throughout the 152-mile canal system.

September 2023

OPERATION & MAINTENANCE REPORT

SAFETY, EDUCATION & TRAINING

- Operations Department held tailgate safety meetings in the Lindsay yard, and outlying field office staff attended the Canal and Maintenance meeting.
- Friant staff received environmental training on endangered species completing the annual review.
- Delano, Lindsay, and Orange Cove Foremen held tailgate safety meetings.
  safety hazards and precautions associated with employees' work assignments.
- Employees received various safety training throughout the year, such as Weed and pest labels, new laws and regulations on pesticides and applications, and Working in Extreme temperatures. Anti-harassment training, Defensive driving, and Industrial Hazard communications.

ACCIDENTS & INJURIES

- Friant staff has worked 2502 days without a lost-time injury accident.
- Friant staff has worked 568 days without a liability accident.

MAINTENANCE SUPERVISION

GENERAL SUPERINTENDENT REPORT

SUBSIDENCE

- Staff worked with Stantec on the Water Quality monitor program.
- Staff continued working with the County of Tulare and Stantec for
- middle-reach plan reviews.
- Managed new construction projects being proposed for the upcoming FY23/24 outage.
- Staff attended MRRCP field meetings and weekly Teams meetings with USBR and JV contractors.
- Managed system leaks in the MRCCP construction zone and met with Bureau and Contractor representatives on system tie-ins.
- Participated in Southern Contractor's water operations coordination meetings.
- Weekly staff meeting with COO, Operations Supervisor, and Division Maintenance Forman.
- Worked with Friant staff to coordinate the FY24 dewatering schedule.

PERSONNEL ITEMS

- Staff worked on several personnel items, including annual reviews, policy conformance, and other matters.
- The General Superintendent conducted staff meetings with Division Forman and the Operations Supervisor.

CONSTRUCTION & MAINTENANCE

FOREMEN REPORTS: DELANO, LINDSAY, & ORANGE COVE MAINTENANCE

WEED & PEST CONTROL

- The following is a summary of the chemical products used during the month by maintenance staff for weed and pest control on various canal sections and the product inventory on hand:

PRODUCTS	UNITS	MAINTENANCE YARD USAGE			TOTAL USAGE	END OF MONTH ON-HAND
		Delano	Lindsay	Orange Cove		
Cleartraxx	**Gal**	0	0	0	**0**	**0**
Copper Sulfate - Old Bridge	**Lbs.**	0	0	0	**0**	**0**
Copper Sulfate - Chem One	**Lbs.**	0	0	0	**0**	**16,637**
Argos Copper	**Gal**	0	0	0	**0**	**0**
Captain XTR	**Gal**	0	0	0	**0**	**0**
Deploy	**Gal**	0	0	0	**0**	**0**
Diphacinone	**Lbs.**	0	0	0	**0**	**92**
Diuron 4L - Loveland	**Gal**	0	0	0	**0**	**0**
Diuron 4L - Drexel	**Gal**	0	0	0	**0**	**1,890**
Dimension 2EW	**Oz**	0	0	0	**0**	**0**
Weather Guard Complete	**Oz**	0	0	0	**0**	**67.00**
Finale	**Oz**	0	0	0	**0**	**0**
Milestone VM	**Oz**	0	0	0	**0**	**220**
Roundup - Custom	**Gal**	4	0	80	**84**	**727**
Roundup - Pro Conc	**Gal**	20	0	70	**90**	**318.50**
Forfeit 280	**Oz**	0	0	0	**0**	**0**
Sonar Genesis	**Gal**	0	0	0	**0**	**2.00**
Cheetah	**OZ**	4	0	1,920	**1,924**	**10,233**
Liberate Lecitech	**OZ**	0	0	0	**0**	**438**

- Delano maintenance staff continued the application of Roundup Custom as part of the annual weed control program along the canal right-of-way for post-emergence control of weeds.
- Delano and Orange Cove's maintenance staff continued the application of Roundup Pro Concentrate as part of the annual weed control program.
- Orange Cove staff continued the application of Diphacinone to the canal right-of-way for the control of California ground squirrels.
- Delano's maintenance staff continued with the application of Copper Sulfate in the Canal prism to control algae in the FKC.

CANAL & DIVERSION STRUCTURES

- Orange Cove maintenance staff hand-cleared vegetation from around canal structures.
- Orange Cove maintenance staff continued hauling debris collected from the canal.
- Orange Cove maintenance staff cleared debris from inlets.

- Delano maintenance staff continues their structure gate maintenance for the year; Repairs Radial and Slide gates such as oil leaks, gearboxes, motor couplers, wire rope inspection, etc. Staff Lubed all grease points and wire ropes, repair all metalwork, security fence repairs, deck cleaning, touch-up painting, Buoy ball and wire rope replacement, and debris removal.
- Orange Cove maintenance staff continued structure inspections and annual maintenance.

OC Staff cleared debris out of several cross drainages.

- Delano staff continues embankment maintenance to upper and lower Embankments and around structures such as blockhouses, turnouts, bridge abutments, utility tractors, motor graders, and earth-moving equipment. By backfilling eroded areas, compacting, and grading materials. Embankment maintenance will prevent erosion to the inside/outside banks, roads, gate structures, and concrete liners.
- Orange Cove maintenance staff continued repairing washouts along the embankment.
- Delano Staff continues reverse flow pumping, Maintenance requirements, and installing generators, fuel tanks, electrical lines, and debris screens.

Bridge

Delano maintenance staff removed old running pads and replaced with new ones.

YARD & BUILDING

- Delano maintenance staff continued to perform routine maintenance and repairs, yard cleaning, vehicle/equipment repairs, facility improvements, and office duties.
- Delano staff continue installing Bollard guard posts to prevent vehicles and heavy equipment from damaging FWA structures.

RIGHT-OF-WAY MAINTENANCE

- Delano, and Orange Cove, maintenance staff continued the removal of illegally dumped trash and removed debris from gate structures to the local solid waste/recycling facility.
- Delano maintenance staff continued to repair and install security fencing to prevent public access from entering the Friant-Kern Canal right-of-way and structured areas.
- Delano staff continue Painting, Bar gates, Bollard posts, guard railings, warning signs, Liner markers, structures, security fence wings, electrical panels, and block house doors.

The following is a summary of the vehicle and heavy equipment preventive maintenance services and repairs made by the technical services staff.

DELANO, LINDSAY, & ORANGE COVE	TYPE	QUANTITY
In-House Inspections	B – Semi-annual	5
	C - Annual	6
	E - Equipment	0
	BIT - 90-Day Heavy Equipment	5
Outside Inspections	B – Semi-Annual	0
	C - Annual	0
	Smog Test	0
	Smoke Test	0
DELANO, LINDSAY, & ORANGE COVE	TYPE	QUANTITY

Lindsay staff installed new bar gate posts and supports, repaired, and made preparation for fresh paint.

	Trucks	14
	Heavy Equipment	21
	Utility Equipment	16
Outside Repairs	Light Vehicles	0
	Trucks	0
	Heavy Equipment	0

ENGINEERING ACTIVITIES

ENGINEER AND ENGINEER TECHNICIAN REPORT

September

RIGHT OF WAY

- Staff continues to work with USBR to ensure ROW boundaries are maintained.
- Staff continues to respond to developers and consultants to ensure the FKC and ROW is maintained.

- Staff continues to better organize computer files with better descriptions of documents contained within and to make finding information easier.
- Completed plan check and submitted comments for the City of Porterville's proposed North Turnout and Groundwater Recharge Basin at approximate Mile Post 94.40.

OPERATIONS ACTIVITIES

OPERATIONS SUPERVISOR REPORTS

Operations Staff during the month of September delivered 219,588 acre-feet. Total water diverted year-to-date to FKC Contractors is 1,307,128 acre-feet.

Reported sump pump deliveries of 28 acre-feet and year to date total of420 acre-feet.

- Staff completed and sent out the ROWD's for the month of September.
- Staff worked on the new water ordering program and process.
- Staff met with EPIC IO to talk about plans for the new Dashboard.
- Staff ran 2 Pitot Tube measurements in the southern section.
- Staff completed 27 differential head tests.

ELECTRICAL

- Staff worked and repaired the auto start generator at Kings River Check.
- Staff started the wiring for the new control panel at Woollomes Check.
- Staff measured the Shafter Check #1 line for trenching and conduit runs.
- Staff laid out the design for the new power pole at the TID sump pump installation.
- Staff installed the new deck and stairs for the TID sump pump installation.
- Staff met with the SCE planner to go over the pole location and paperwork for TID.
- Staff checked the pump at Kaweah for water trucks.
- Staff checked the communication and power wires that go from the Deer Creek upstream check to the downstream blockhouse.
- Staff checked all the turnout gates for the Kings River Check.

SCADA

- Staff worked with EpicIO to test the new water ordering program. Looking for ways to improve the program.
- Staff took water orders while the resource technician was on vacation.
- Staff worked with EPIC iO, checking the settings on 40 W Honeywell as it has not been communicating.
- Staff reset modems at different sights and have a new modem at Saucelito #4.
- Staff addressed Porter Slough had not been communicating and diagnosed it with a blown fuse for the SCADA pack. I replaced the fuse, and it started communicating again.
- Staff worked on the new ADCP display, familiarizing myself with it and making test measurements.
- Staff called several vendors to make sure our orders will be arriving before the end of the fiscal year.
- Staff continued to make improvements in Geo Scada HMI.

INFORMATION TECHNOLOGY

- Staff spent a great deal of time testing and training FWA employees on submitting Purchase Requisitions on the new Power Apps platform.

- Staff launched the Power Apps platform for Purchase Requisition on September 19, 2023. The new process has streamlined approvals, and greatly reduced the workloads across all departments.
- Power Apps recorded 32 completed (approved for use) Purchase Requisitions in the month of September totaling $609,888.81.

	Requisition #	Department	Total	Submitted Date	Status
1	2024 - 500	Admin & IT	$ 1,490.00	9/27/2023	Completed
2	2023 - 501	Delano	$ 17,683.89	9/19/2023	Completed
3	2023 - 502	Delano	$ 7,458.61	9/19/2023	Completed
4	2024 - 503	Delano	$ 8,984.75	9/19/2023	Completed
5	2023 - 505	Orange Cove	$ 48.80	9/28/2023	Completed
6	2023 - 506	Orange Cove	$ 3,088.34	9/20/2023	Completed
7	2023 - 507	Orange Cove	$ 4,772.89	9/20/2023	Completed
8	2023 - 508	Orange Cove	$ 456.00	9/25/2023	Completed
9	2023 - 509	Delano	$ 83,721.22	9/21/2023	Completed
10	2023 - 510	Orange Cove	$ 11,575.88	9/25/2023	Completed
11	2024 - 511	Chief Operating Officer	$ 29,448.00	9/25/2023	Completed
12	2024 - 512	Chief Operating Officer	$ 125,000.00	9/25/2023	Completed
13	2023 - 513	Admin & IT	$ 452.61	9/26/2023	Completed
14	2023 - 514	Admin & IT	$ 452.61	9/27/2023	Completed
15	2023 - 515	Admin & IT	$ 452.61	9/27/2023	Completed
16	2024 - 516	Admin & IT	$ 36,000.00	9/26/2023	Completed
17	2024 - 520	General Membership	$ 30,000.00	9/26/2023	Completed
18	2024 - 521	General Membership	$ 15,620.00	9/26/2023	Completed
19	2023 - 523	Mechanics-OC	$ 1,842.11	9/28/2023	Completed
20	2023 - 525	Admin & IT	$ 2,205.05	9/27/2023	Completed
21	2024 - 526	General Superintendent	$ 30,000.00	9/28/2023	Completed
22	2023 - 527	Orange Cove	$ 873.56	9/28/2023	Completed
23	2023 - 530	Lindsay	$ 3,262.50	9/29/2023	Completed
24	2023 - 531	Lindsay	$ 2,718.75	9/29/2023	Completed
25	2023 - 532	Lindsay	$ 3,480.00	9/29/2023	Completed
26	2023 - 533	Lindsay	$ 3,262.50	9/29/2023	Completed
27	2023 - 534	Lindsay	$ 5,981.25	9/29/2023	Completed
28	2023 - 535	Lindsay	$ 86,565.00	9/29/2023	Completed
29	2023 - 536	Lindsay	$ 88,087.50	9/29/2023	Completed
30	2023 - 537	Lindsay	$ 521.88	9/29/2023	Completed
31	2023 - 538	Lindsay	$ 2,610.00	9/29/2023	Completed
32	2023 - 539	Lindsay	$ 3,262.50	9/29/2023	Completed
		Total	$ 609,888.81		

- Staff and Redesign set up a new 2019 Server to manage Friant's Azure Active Directory (AD) services as Microsoft fully depreciated service for the 2012 Microsoft Entra Connect Sync Server that was managing Friant's Azure AD services.
- Staff worked with multiple departments to identify various phishing attempts and provide additional training.
- Staff, Redesign, and EpicIO are working to identify Servers and network equipment that are approaching the end of life. Staff are working with both consultants to coordinate the retirement and replacement of network equipment and servers.
- Staff continues to support Water Operations through the launch, development, and implementation of EpicIO's Deep Insights platform.
- Staff updated the VDI platform and several VDI user profiles.

- Staff resolved VPN login errors for several staff members.
- Staff performed after-hours server maintenance.
- Staff are continuing to explore Grants for potential funding on current and upcoming Friant projects.
- Staff coordinated accounting support with Grossmayer & Associates for payroll assistance.
- Staff received 80 HelpDesk tickets in September.

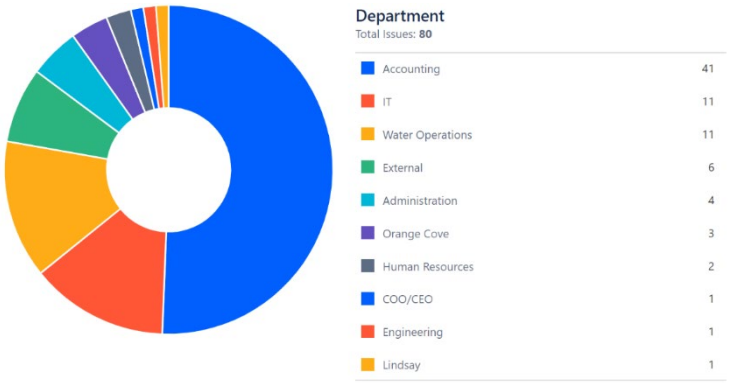

Number of resolved Tickets submitted by Department.

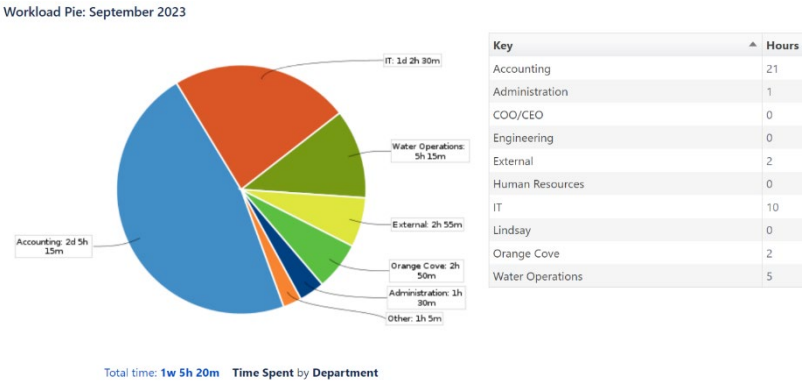

Key	Hours
Accounting	21
Administration	1
COO/CEO	0
Engineering	0
External	2
Human Resources	0
IT	10
Lindsay	0
Orange Cove	2
Water Operations	5

Time spent on Tickets submitted by the Department. 1Day = 8hours 1Week = 40hours

Friant WATER AUTHORITY

Agenda Report

Agenda No. 4.F.

DATE: October 26, 2023

TO: Board of Directors

FROM Austin Ewell

SUBJECT: Water Blueprint for the SJV

SUMMARY:

The Water Blueprint for the San Joaquin Valley (Blueprint) is a non-profit group of stakeholders, working to better understand our shared goals for water solutions that support environmental stewardship with the needs of communities and industries throughout the San Joaquin Valley.

Blueprint's strategic priorities for 2022-2025: Advocacy, Groundwater Quality and Disadvantaged Communities, Land Use Changes & Environmental Planning, Outreach & Communications, SGMA Implementation, Water Supply Goals, Governance, Operations & Finance.

Mission Statement: *"Unifying the San Joaquin Valley's voice to advance an accessible, reliable solution for a balanced water future for all."*

Committees:

Education/Executive: The ad hoc Finance Committee is reviewing status of 2023 contributions and a more sub basin wide focus for 2024 contributions and a category for GSA's, attempting to coincide with irrigable acres for an equitable process and avoiding redundancy. The board has directed Hallmark to reduce its workload while contributions are received to build up depleted reserves.

- Urban Water Agency & OC Water Summit: The Blueprint hosted an Agricultural/Urban Water Agency meeting that was held at Fresno State. The meeting included urban water agency representatives from both northern and southern California. Discussion focused on mutual concerns/issues faced by water scarcity as well as opportunities for collaboration including recharge, conveyance, and funding. OC Water Summit included an overview of the Blueprint, recharge, and conveyance opportunities as well as the environmentally friendly pilot. Positive feedback was provided by OC Agencies about the Blueprint and its efforts and follow up meetings are being scheduled.

Technical Committee: Two specific priorities/efforts to help bridge the water deficit in the San Joaquin Valley, the Patterson ID conveyance project, and Delta Operations have been selected. The committee is evaluating total recharge opportunities and potential environmental enhancement and utilization.

Advocacy/Communications: The Blueprint will be hosting a informational meeting at ACWA in Indian Wells and will work with ACWA for a SJV tour. Blueprint will also be scheduling a meeting in the first

of the year in Sacramento to brief legislative staff, policy makers, legislators, and Advisor Villaraigosa to highlight alignment with the Governor's water resiliency plan and priorities for a potential Water Bond, highlighting policy decisions that need to be made on reducing impacts to the central valley. Farmer to Farmer Delta/SJV summit is rescheduled to November 2nd & 3rd.

Water Blueprint SJV & CWI – Unified Water Plan

The Blueprint and California Water Institute, Fresno State are developing a Unified Water Plan for the San Joaquin Valley, consistent with the Bureau of Reclamation grant. Both Stantec and The Hallmark Group are helping develop the plan. The final water plan will include measures to address San Joaquin Valley needs and potential portfolios to address needs and objectives, this report will ultimately be transmitted to Congress by Reclamation in 2025.

Drinking Water Feasibility Study – CSU Fresno State, FWA, Self-Help, Sustainable Conservation

Fresno State is finalizing the scope of work and budget for subcontractors. They expect to have a project timeline ready by July. As a reminder the partners for the feasibility study have initially identified potential Fresno County districts/areas generally for recharge projects. Initial modeling for Fresno State/California Water Institute has preliminarily identified FID, Consolidated ID, Raisin City WD and North Fork Kings GSA for strong multi benefit recharge potential. The group is focused on multi-benefits for recharge with a focus on drinking water with measurable results.

SJV Water Collaborative Action Program (SJVWCAP):

Steering Committee and Work Groups are identifying and narrowing year end deliverables for Safe Drinking Water; Sustainable Water Supplies; Ecosystem Health; Land Use, Demand Reduction, Land Repurposing; Implementation.

RECOMMENDED ACTION:

There is no recommended action at this time. The Board gave initial direction to pursue this collective effort and report back on its status.

DELTA & SAN JOAQUIN VALLEY
FARMER TO FARMER WATER SUMMIT

DELTA

Tom Merwin

Richard Hamilton

Mary Hildebrand
Russell van Loben Sels
Dennis Gardemeyer
Russ Ryan
Mario Jaques

SAN JOAQUIN VALLEY

Tom Barcellos
Cliff Loeffler
Bill Diedrich
Sarah Woolf
Cannon Michael
Edwin Camp
Bob Kelley

ADVISORS

Randy Fiorini
Austin Ewell
Jason Phillips
Mike Campbell
Elizabeth Dawson

SCRIBES

Scott Hamilton
Scott Petersen

Dear Summit Delegates for the San Joaquin Valley and the Delta:

California's agricultural industry and many rural communities are facing a crisis concerning water supply reliability, water quality and the environment. Some of the challenges we are facing are common to many parts of the state, however some are uniquely regional.

Nowhere in the state are these unique challenges more apparent than in the San Joaquin Valley and the Delta regions. Water supply reliability, SGMA implementation, water quality, water conveyance, habitat restoration, land subsidence, are some of the most pressing concerns, concerns that are receiving a lot of political and policy attention in Sacramento. There are significant differences of opinion about how to address these concerns. Discussions about potential solutions often have positioned one region against another.

You are receiving this invitation to join a select group of agricultural and water leaders as a "Summit Delegate" from the San Joaquin Valley and the Delta region. The purpose of this gathering is to bring together respected leaders to foster a better understanding of the challenges each region faces and open a line of communication to discuss our collective thoughts about the future of water, agriculture, and our way of life. These discussions will be centered around what needs to be protected and what needs to be improved in each region. An indication of success may be finding agreement on an initiative that can be collectively supported.

Summit Delegates will attend two overnight stays with costs being covered. After the second meeting, the group will then decide if additional meetings would be beneficial.

MEETING #1 – DELTA

Thursday, November 2, 2023 & Friday, November 3, 2023

MEETING #2 – SAN JOAQUIN VALLEY

Thursday, December 7, 2023 & Friday, December 8, 2023

Attached is a preliminary schedule for this two day summit. Thank you for accepting the invitation to participate in this important effort, to foster better understandings of issues faced in another important agricultural region and develop effective relationships with other respected agricultural and water leaders.

Best wishes and we look forward to meeting with you in the near future.

Randy Fiorini
(209) 495-2792

Austin Ewell
(559) 260-9467

Enc:

Delta Summit Schedule (preliminary draft)
Summit Delegate Profiles

SUMMIT DELEGATES FOR THE DELTA

1. **Tom Merwin**
   Tom Merwin is a 7th-generation farmer in the Sacramento Valley and manages the day-to day business operations of his family farm, Merwin Vineyards, in Clarksburg. He currently serves as President of the Clarksburg Wine Growers and Vinters Association

2. **Richard Hamilton**
   Hamilton Brothers Farm in Rio Vista in Solano County featuring sheep, lamb, and cattle, wheat and barley

3. **Mary Hildebrand**
   Hildebrand Farms in Manteca, San Joaquin County; Director of South Delta Water Agency Board; Board Member at San Joaquin Farm Bureau and the Delta Water Users

4. **Russell van Loben Sels**
   VP/CFO of Amistad Ranches in Courtland of Sacramento County; Secretary/CFO of Esperanza Enterprises; former Chair of Delta Caucus

5. **Dennis Gardemeyer**
   Co-Owner of Zuckerman Family Farms and Zuckerman Heritage in Stockton; President of Delta Bluegrass; over 1,500 acres of primarily potatoes

6. **Russ Ryan**
   Manager of Metropolitan Water District's Delta islands; oversees all farm acreage owned by the Metropolitan Water District of Southern California

7. **Mario Jaques**
   Partner at Jaques Brothers Farming Company in Stockton; the 2,000-acre grows primarily tomatoes, in addition to alfalfa hay, wheat for grain; safflower; and carrots for Grimmway Farms in the Los Banos area

SUMMIT DELEGATES FOR THE SAN JOAQUIN VALLEY

1. **Tom Barcellos**
   Barcellos Farms in Tulare County; President of Tule River Association; Commissioner of ACWA Region 7

2. **Cliff Loeffler**
   Cliff and his family have farmed in Lindsay-Strathmore Irrigation District since the 1970s. He has served on the LSID board since 2013, is a Director for the East Kaweah Groundwater Sustainability and just completed his term as Chairman of the Board at Friant Water Authority

3. **Bill Diedrich**
   Diedrich Farms in Madera and Fresno Counties; President of California Farm Water Coalition; serves on numerous agency boards including ACWA and Family Farm Alliance

4. **Sarah Woolf**
   Woolf Farming in Huron, Fresno County; President/Owner of Water Wise

5. **Cannon Michael**
   Bowles Farming Company in Los Banos; Chairman of San Luis-Delta Mendota Water Authority

6. **Edwin Camp**
   President, Edwin Camp, currently serving as as president on the Arvin-Edison Water Storage District board and serves as a director on the Friant Water Authority Board and Executive Committee and is on the advisory board of the Kern Citizens for Sustainable Government

7. **Bob Kelley**
   President/CEO, East Side Canal and Irrigation Company in Stevinson, Merced County; Director at San Joaquin River Resource Management Coalition

The Water Blueprint for the San Joaquin Valley

A collation of the willing, growing the Valley's water future

We are a coalition of community leaders, businesses, water agencies, local governments, and agricultural representatives working together to advance common sense water solutions for our region.

Vision:

- The Water Blueprint serves as the united voice to champion water resource policies and projects to maximize accessible, affordable, and reliable supplies for sustainable and productive farms and ranches, healthy communities, and thriving ecosystems in the San Joaquin Valley (SJV).

Goals:

- Develop a plan to address environmental, community and agricultural water needs in the Valley.
- Keep the Valley economy strong by facilitating sustainable groundwater basins and minimizing adverse impacts of SGMA.

The Plan Components

- **Water supply objectives** –
  what is needed now, and in the future
- **Uncaptured water** –
  where and when it is available
- **Conveyance** –
  getting the water to where it is needed
- **Use and storage** –
  the right projects in the right places

Project Progression

Blueprint proposes coordinated development of three key resources

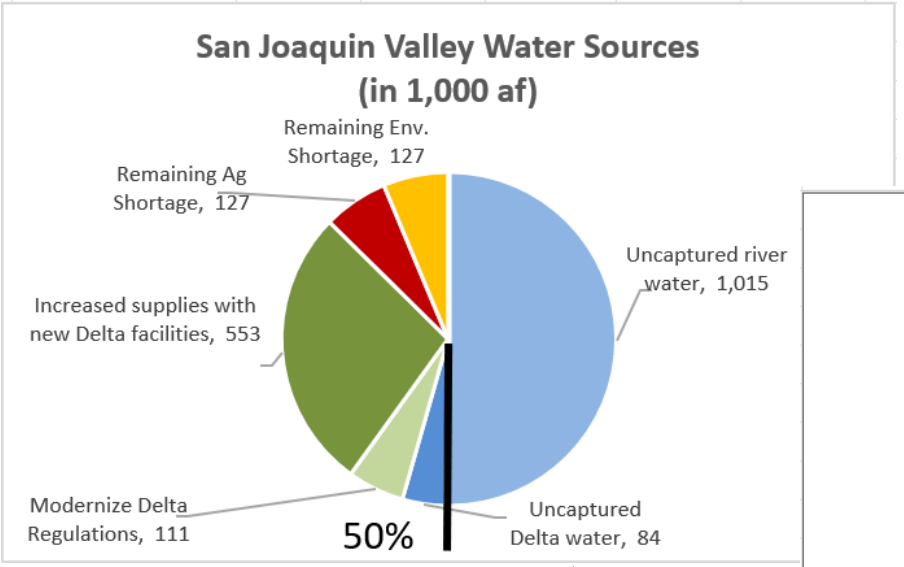

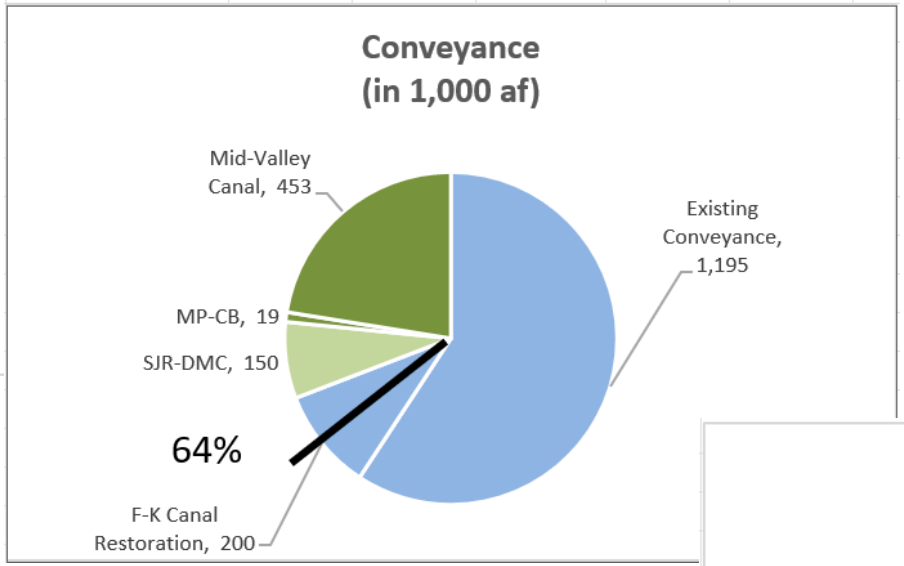

Existing

In progress

Future



No action alternative:

- 2 maf deficit (the size of pie chart),
- 728,000 ac idled
- 62,000 jobs lost
- $5.2 Billion revenue lost.

$ value on each piece of the pie - to be added

Decision Alternatives

Decision Alternatives [Implementation level]	Result/Consequences	Farmland Lost (ac)	Jobs Lost (FTE)	Revenue Lost ($B/yr)	Capital Investment ($B)
[O] Elected officials choose not to assist & local projects are not implemented.	Land fallowing & repurposing is the sole result.	728,000	62,000	$5.3	$0
[1] Half of the local projects are implemented	Some local projects implemented. Increased use of currently uncaptured water.	362,000	31,000	$2.6	$1.2
[2] All necessary local projects are implemented & essential infrastructure is repaired	Optimum use of currently uncaptured water.	292,000	25,000	$2.1	$2.4
[3] All necessary local projects Repair of essential infrastructure Modernize Delta regulations New Delta facilities to protect fish New interregional conveyance	Disadvantaged communities protected. Valuable farmland preserved. Endangered species protection. Wildlife refuge benefits. Exports limited to 15% of Delta surplus.	46,000	4,000	$0.3	$8.5

The Blueprint Plan Benefits Other Delta Exporters

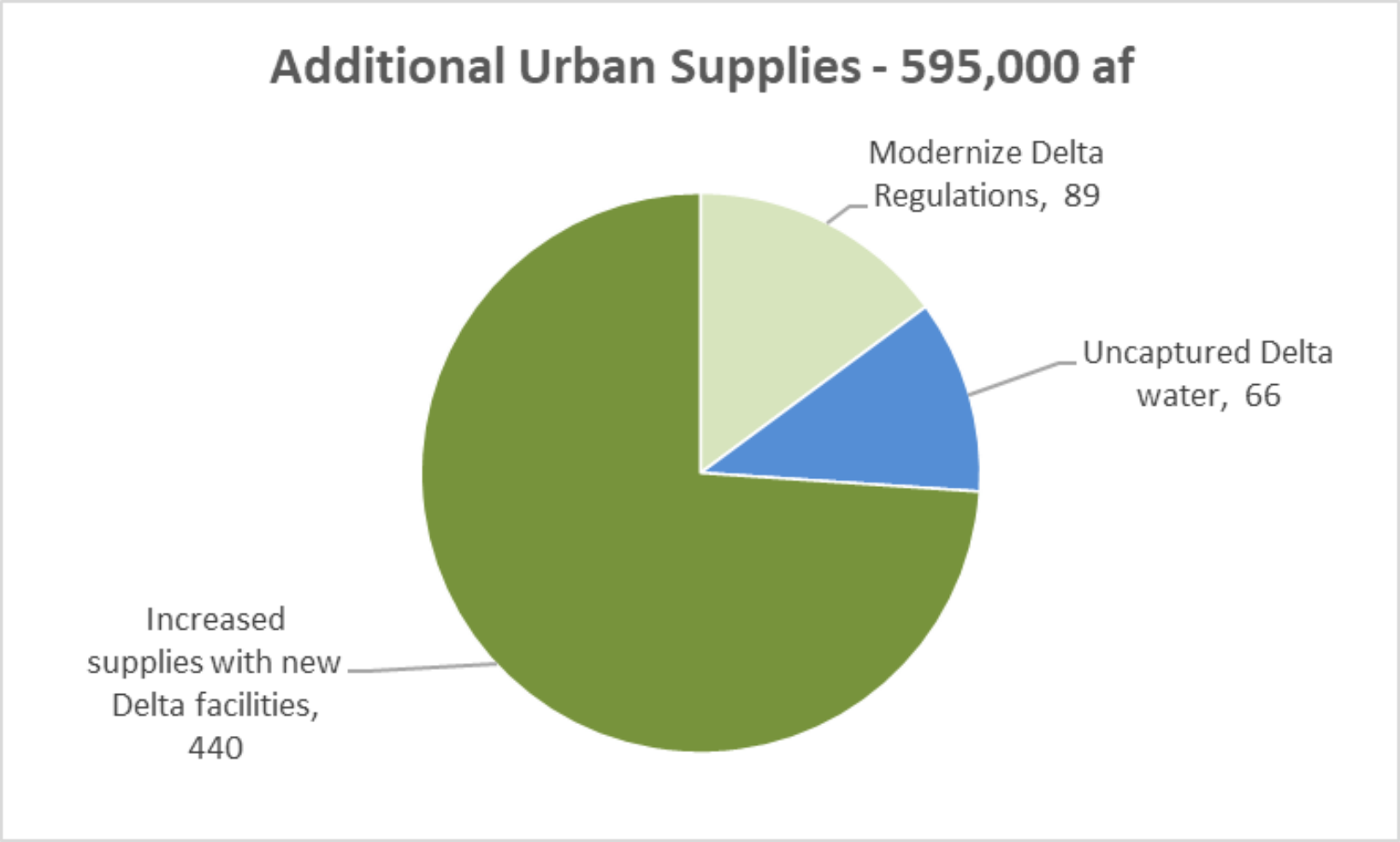

New Water Sources – 10 maf of Uncaptured Delta Water

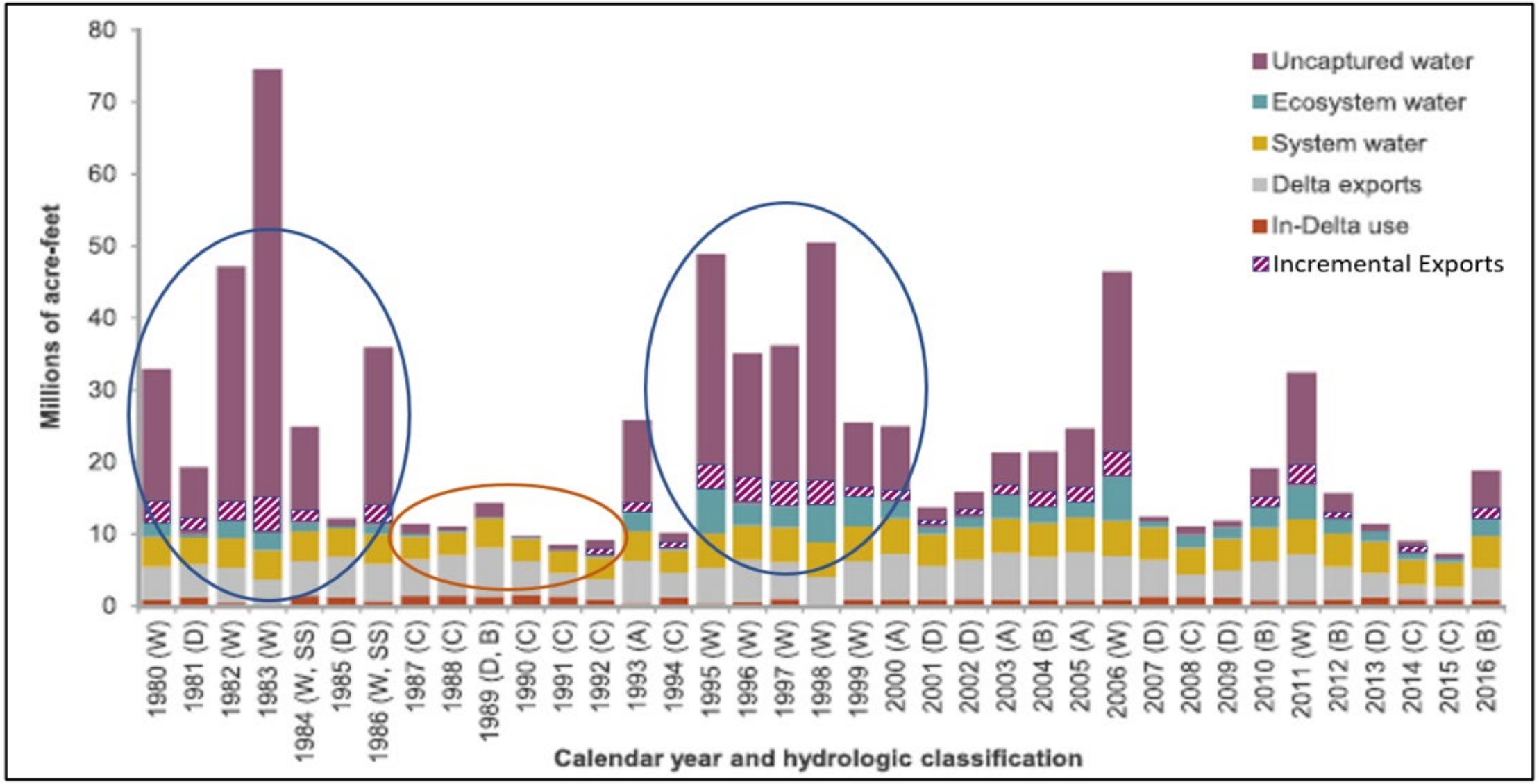

Source: PPIC 2017

Water Blueprint
for the San Joaquin Valley

The Blueprint vision in a state-wide resiliency framework

<u>Maintain & Diversify Supply</u>

1. Recognizing uncaptured water
2. Urban water initiatives (recycling, desalination)
3. Reservoirs for critical needs (environ., M&I, DACs)

<u>Build Connections</u>

4. Infrastructure restoration
5. Environmentally friendly Delta diversions
6. Southern San Joaquin water resiliency project
7. Water banking partnerships

<u>Use & Storage</u>

8. Local projects to utilize uncaptured water
9. Human right to water
10. San Joaquin environmental vision

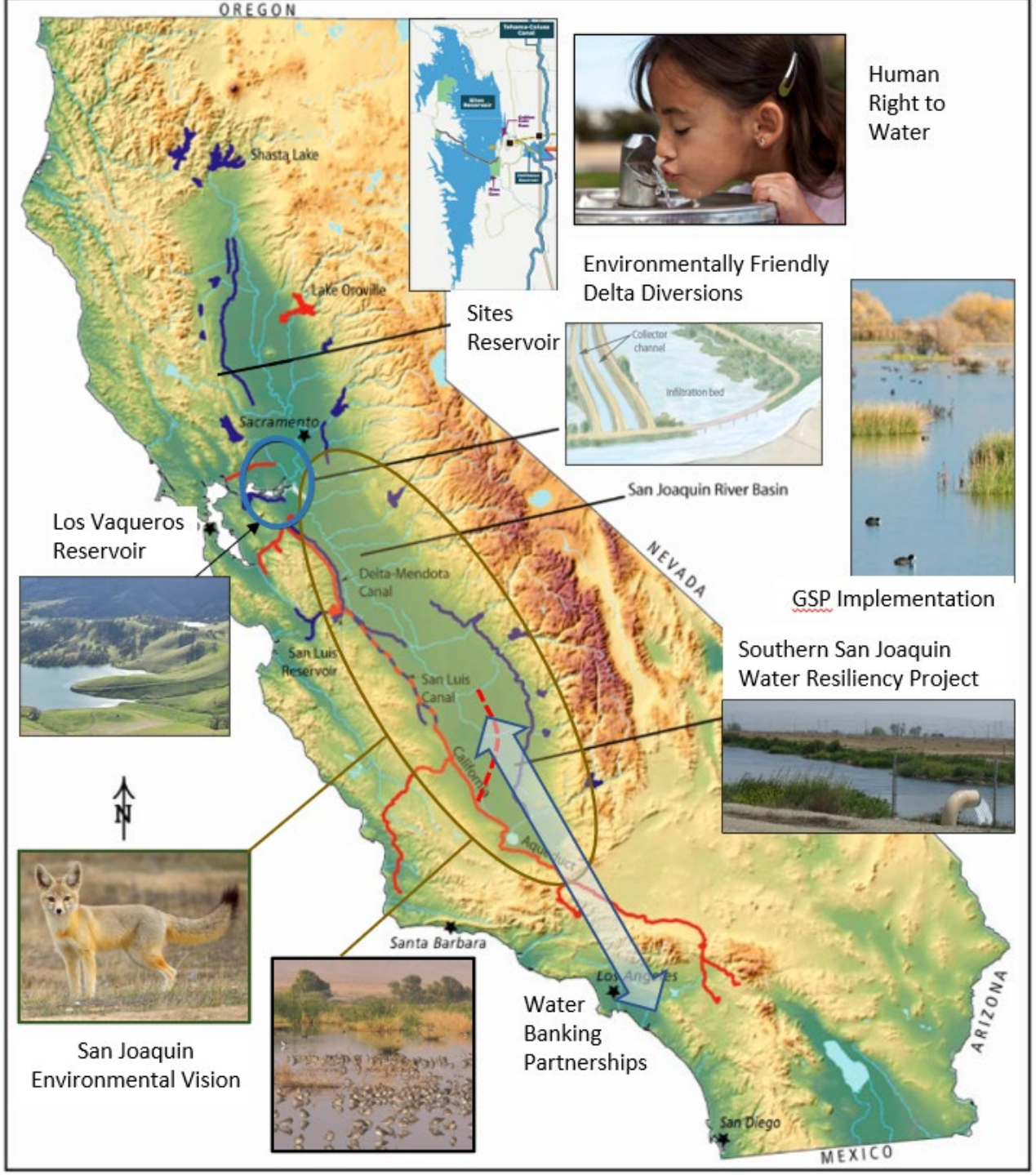

Blueprint Master Plan - Projects

- **Delta Water Supply Projects**
  Modernize Flow Regulations; Fish Friendly Diversions
- **Restoration of Existing Conveyance Capacity**
  Friant-Kern Canal; Delta-Mendota Canal; California Aqueduct
- **New Conveyance Capacity**
  Mid-Valley-Canal; SJR-DMC Connection (PID); Mendota Pool-Chowchilla Bypass Connection
- **GSP Water Supply Projects**
  100s of local recharge and other water supply projects that utilize near term supplies & future delta supplies
- **Inter-regional Planning**
  USBR Unified Valley Plan
- **Water Supply for Disadvantaged Communities**
  Address unmet needs of DACs
- **Water Supply for the Environment**
- **Surface Storage**
  SISK, Los Vaqueros (most likely to meet environmental and DAC needs)

AGENDA REPORT NO. 4.G.

DATE: October 26, 2023

TO: Board of Directors

FROM Wilson Orvis, Chief Financial Officer

SUBJECT: San Luis & Delta Mendota Water Authority Update

SUMMARY:

Friant Water Authority staff engaged with San Luis & Delta-Mendota Water Authority (SLDMWA) via the Board of Directors' (BOD) Meeting on October 5, 2023, the O&M Committee on October 16, 2023 as well as additional meetings throughout the month.

There were two items associated with SLDMWA over the last month that pertain to FWA operations: (1) O&M Budget Formulation for Water Year (WY) 2024 and (2) San Joaquin River Releases to Mendota Pool

WY 2024 Operations, Maintenance, and Replacement (OM&R) Budget Formulation:

- SLDMWA has begun formulation of their proposed WY 2024 OM&R Budget. FWA participates in the review of the budget through participation on their O&M Committee with the first meeting for the FY24 budget taking place on October 16, 2023.

San Joaquin River Releases to Mendota Pool:

- From April through July of 2022, due to a temporary interruption of service of sufficient quantities of substitute water to be conveyed through project facilities operated and maintained by SLDMWA, Reclamation released flows that bypassed Friant Dam down the San Joaquin River to the Mendota Pool to meet Exchange and Settlement Contractor demand.
- FWA and SLDMWA are continuing to have discussions regarding how these releases are to be treated under the Memorandum of Understanding between FWA and SLDMWA.

Attachment(s):

- None this Month.

Friant WATER AUTHORITY

Notes